



Alvin Webb, Jr.
Student Success Coach
Student Success Initiatives

TEAS MATH TEST PREP



Starting the exam

- **Gathering knowledge of the truth is the best preparation for tests.**
 - Hours of concentrated, effective study help to carefully place facts into your memory. This is the best way to prepare for any test.
 - However, teachers often try to test your memory of the material by slightly altering it. In this case, practice and some test-taking skill will help.
- **Always arrive early and take a moment to relax and reduce anxiety.**
 - This brief time period will boost your confidence.
 - Use this time to focus your mind and think positive thoughts.
- **Listen attentively to last minute instructions given by the instructor.**
 - Teachers often make last minute changes.
 - Missing instructions can cause extreme anxiety.




Starting the exam

- **Read the test directions very carefully and watch for details.**
 - You may find that one answer may be possible on multiple choice tests.
 - A key detail may require that you choose only three out of the five essay questions.
- **Plan how you will use the allotted time.**
 - Estimate how many minutes you will need to finish each test section.
 - Determine a pace which will ensure completing the whole test on time.
 - Start with the easiest sections to build your confidence.
- **Maintain a positive attitude.**
 - Don't let more difficult questions raise your anxiety and steal your valuable time. Move on and find success with other questions.
 - Avoid watching for patterns. Noticing that the last four answers are "c," is not a good reason to continue with that pattern.




Starting the exam

- **Rely on your first impression.**
 - The answer which comes to mind first is often correct.
 - Nervously reviewing questions and changing answers can do more harm than good.
- **Plan to finish early and have time for review.**
 - Return to difficult questions you marked for review.
 - Proofread your essays and pay attention to grammar and spelling.
 - Make sure you answer all the questions. Many students have failed to notice questions on the back side of the paper.
- **Consider every test a practice session – analyze your performance.**
 - Test taking is an art which needs refinement. One can not refine the art without practice and serious evaluation.
 - Go through each test thoroughly and see if your plan worked.
 - Look at each section to identify your fault patterns. Do you need to work on true/false, multiple choice, or essay questions?
 - Talk to teachers regarding low scores, especially on essays.



Guidelines for Answering True/False Questions

- **When you do not know the answer. Mark it true!**
 - There are generally more true questions on true-false exams than false questions.
 - Instructors find it difficult to make a false statement look true.
 - Specific detail in the statement may also tend to make it true. For example, the statement “Babe Ruth hit 60 home runs in one season” has specific detail and is more likely to be true.
- **Look for any factor that will make a statement false.**
 - It is easy for the instructor to add a false part to an otherwise true statement.
 - Students often read the question and see some truth and quickly assume that the entire statement is true. For example, “Water boils at 212 degrees in Denver.” Water boils at 212 degrees, but not at Denver’s altitude.




Guidelines for Answering True/False Questions

Look for extreme modifiers that tend to mark the question false.

Extreme modifiers, such as always, all, never, or only make it more likely that the question is false.

Here is a more complete list of EXTREME modifiers.

- all
- best
- none
- absolutely
- always
- never
- worst
- absolutely not
- only
- nobody
- everybody
- certainly
- invariably
- no one
- everyone
- certainly not




Guidelines for Answering True/False Questions

Qualifying words tend to make a question true.

Qualifiers (seldom, often, many) increase the likelihood that the statement is true.


Here is a more complete list of QUALIFIERS.

- usually
- some
- probably
- might
- sometimes
- unlikely
- frequently
- seldom
- a majority
- a few
- much
- often
- many
- apt to
- may
- most



Guidelines for Answering True/False Questions

- **Negative words or prefixes complicate the statement.**
 - The prefixes (un-, im-, miss-) will alter the meaning of the statement.
 - Double negative make a positive. For example “not uncommon” actually means common.
- **Questions that state a reason tend to be false.**
 - Words in the statement that cause justification or reason (since, because, when, if) tend to make the statement false.
 - Pay close attention, the reason that is given may be incorrect or incomplete.
- **There is no substitute for the truth.**
 - Concentrated hours of study is the best way to prepare true-false questions.
 - Teachers, however, often try to test your memory of the material by slightly altering it.




Guidelines for Answering Multiple-choice Questions

- **Formulate your own answer before reading the options.**
 - Focus on finding an answer without the help of the alternatives.
 - This process will increase your concentration.
 - Doing this will help you exercise your memory.
- **Eliminate unlikely answers first.**
 - Quickly eliminating two alternatives may increase your probability to 50/50 or better.
 - Use the true-false methods described earlier and find the false alternative.
- **Select numbered answers from the middle range, not the extremes.**
 - For example, if the height of a mountain is requested, eliminate 20,000 feet (high), and 3,000 feet (low). Then choose between 8,000 feet and 11,000 feet.




Guidelines for Answering Multiple-choice Questions

- **Select answers that are longer and more descriptive.**
 - Longer (true) answers stand out and contain more detail.
 - Shorter (false) answers are created quickly as throwaways.
 - Descriptive detail is given to help you identify the truth.
- **Similar answers give you a clue! One of them is correct, the other is disguised.**
- **Watch out for “NOT TRUE.”**
 - Remember to reverse your procedure and eliminate truth.
 - Use the true-false methods described earlier and find the false alternative.




Guidelines for Answering Matching Questions

- **Examine both lists to determine the types of items and their relationships.**
 - Remember the test maker may be testing to see if you have mastered terms.
 - Look completely through both lists to become familiar with the words, build your confidence and enhance your memory of key words or phrases.
- **Use one list as a starting point and go through the second list to find a match.**
 - This process organizes your thinking and promotes memory.
 - As you become familiar with the second list, you will be able to go straight to a match that you saw when looking through the lists a previous time.




Guidelines for Answering Fill-in-the-blank Questions

- **Concentrate on the number of blanks in the sentence and the length of the space.**
 - The test maker is giving you clues to the answer by adding spaces and making them longer.
- **Provide a descriptive answer when you can not think of the exact word or words.**
 - The instructor will often reward your effort with partial credit.

A stack of coins is on the left, and a ruler is in the center, both on a desk. The ruler shows markings from 0 to 8 inches.


Guidelines for Essay Questions

- **Organize your thoughts before you begin to write.**
 - A short outline on a separate piece of paper will improve your essay.
 - Write the topics and the key introductory words.
- **Paraphrase the original question to form your introductory statement.**
 - This process helps you get the question straight in your mind.
 - Restating the question allows the teacher to see how you understood the question. Perhaps you understood it to mean something other than what the teacher intended.
- **Use the principles of English composition.**
 - Form a clear thesis statement (statement of purpose) and place it as near to the beginning as possible.
 - Provide clear explanations to back up the main concept.
 - Remember, a complete answer usually has a main idea, supporting details and illustrative examples.



Guidelines for Essay Questions

- **Write clearly! Teachers need to be able to read it.**
 - Making teachers work hard to read lowers your grade.
 - Print clearly, using a dark-colored erasable ball point pen.
 - Avoid crossing out words or sentences, and don't smudge your paper.
 - Remember to save some space for a brief but adequate summary.
- **Use lists or bullets wherever possible.**
 - Numbers or bullets allow the teacher to easily see your points.
 - Never bury your lists or key points in the middle of a paragraph.
 - If you must use a long paragraph, underline your key points.
- **Identify the verbs or words in the question that give you direction.**
 - Key words in each question describe the task you are expected to complete.
 - Circle the direction words in the question to make sure that you are focusing on the desired task.



ATI TEAS: The actual exam

- Subject: **Math**
- # Questions: 36
- % of test questions: 22%
- Time given: 54 minutes
- Each question: About 1 minute 30 seconds

23 questions Number and Algebra, 9 questions Measurement and Data, 4 Pretest Items

ATI TEAS: The actual exam

Mathematics Section

36 Questions

54 Minutes

Number and algebra - 23 questions

- Convert among non-negative fractions, decimals, and percentages
- Perform arithmetic operations with rational numbers
- Compare and order rational numbers
- Solve equations in one variable
- Solve real-world one- or multi-step problems with rational numbers
- Solve real-world problems involving percentages
- Apply estimation strategies and rounding rules to real-world problems
- Solve real-world problems involving proportions
- Solve real-world problems involving ratios and rates of change
- Translate phrases and sentences into expressions, equations, and inequalities

Measurement and Data - 9 questions

- Interpret relevant information from tables, charts, and graphs
- Evaluate the information in tables, charts, and graphs using statistics
- Explain the relationship between two variables
- Calculate geometric quantities
- Convert within and between standard and metric systems

A stack of coins is on the left, and a ruler is in the center. The ruler shows markings for centimeters and millimeters. The title "Number and Algebra" is written in white text on a dark background to the right of the ruler.

Number and Algebra

1. How do you write the fraction $40 \frac{31}{10,000}$ as a decimal?
2. How do you write the decimal number 0.016 as a fraction?
3. What is the decimal value of 3.5%?
4. Find the quotient: $\frac{7}{36} \div \frac{28}{45}$.
5. What is the correct answer to this expression:
 $4 + (18 \div 3) \times 2 = ?$

A stack of coins is on the left, and a ruler is in the center. The ruler shows markings from 0 to 8 centimeters. The text "Number and Algebra" is written in white on a dark background to the right of the ruler.

Number and Algebra

6. Find the sum: $\frac{3}{8} + \frac{3}{4}$.

7. Which of the numbers in the following series has the greatest value: -7, 0, -2.1, -0.8?

8. Solve the following equation $5x = 65$ for x .

9. Solve the equation $y - 45 = 0$ for y .

10. Solve the equation $\frac{3}{4}n + 7 = 34$ for n .

A stack of coins is visible on the left side of the image, and a ruler is positioned horizontally across the top. The ruler has markings in inches and centimeters. The title "Number and Algebra" is written in white text on a dark background in the upper right corner.

Number and Algebra


11. Greg had \$105 in his savings account. After depositing two identical weekly paychecks, he had \$563 in the account. How much money does Greg earn each week?
12. Julio's rock garden measures 8 feet by 4 feet. Julio wants to create a continuous border around the rock garden using square concrete paving blocks that measure 6 inches on a side. How many paving blocks should Julio purchase?

A stack of coins is visible on the left side of the image, and a ruler is positioned horizontally across the top. The ruler has markings in centimeters and millimeters, with numbers 4, 5, 6, 7, and 8 visible. The background is a dark, textured surface.

Number and Algebra

13. Last year, 128 babies were born on the fifth floor of the hospital. This year, 160 babies were born on the fifth floor. What was the percentage increase in babies born of the fifth floor?

14. At the electronics store sale, Jasmine purchased a computer tablet that was marked down 23% to \$346.50. What was the original price of the tablet?



Number and Algebra

15. What is 2,346 rounded to the nearest 100?
16. What is 19.796 rounded to the nearest hundredth?
17. A 4324-lb truck needs to carry a load across a bridge with a legal limit of 6,400 lbs. What would be the largest load that the truck could legally carry on the bridge?

A stack of coins is visible on the left side of the image, and a ruler is positioned horizontally across the top. The ruler has markings in centimeters and millimeters.

Number and Algebra

18. A nurse adds 4 g of salt to 20 ml of water to make a saline solution. How much salt should be added to 75 ml of water to make a solution of the same strength?

19. Tamara reads 40 pages of a novel in 52 minutes. How long will it take her to read a novel of 200 pages?

20. Renay rode her bike 3.2 miles in 12 minutes. At this rate, how long will it take her to ride the entire 42-mile trip from her house to Santa Fe?

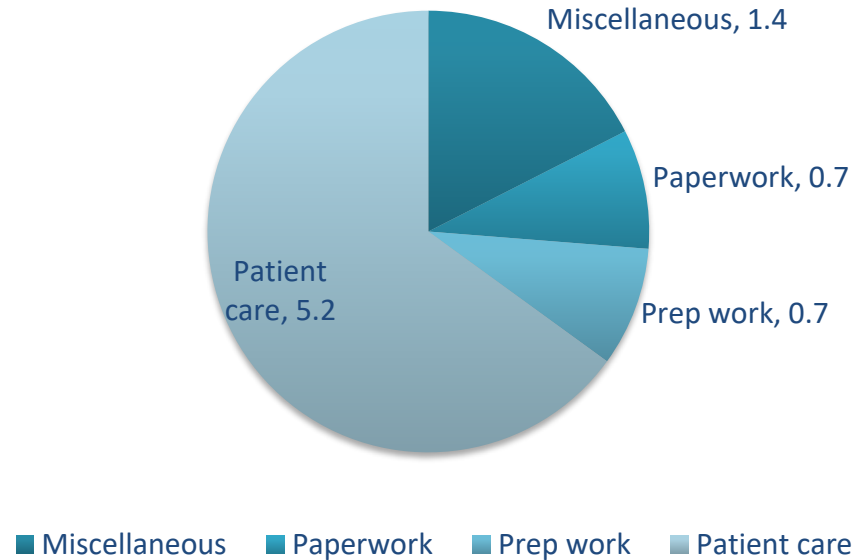
A stack of coins is visible on the left side of the image, and a ruler is positioned horizontally across the top. The ruler has markings in centimeters and millimeters. The background is a dark, textured surface.

Number and Algebra

21. The coordinates for point A are $(4,4)$. The coordinates for point B are $(1,2)$. Find the slope.
22. Sergio had twelve fewer credits than five times what Joanna had. What expression describes the number of Sergio's credits?
23. Ninety-two added to five times Herbert's weekly salary is less than Mrs. Morton's weekly salary of \$1,119. What mathematical expression describes this situation?

Measurement and Data

Sound Shore Hospital: Nurse Time Per Shift (hrs)





Measurement and Data


1. On the graph from the previous PowerPoint, what percentage of the time do nurses spend on prep work and paperwork?
2. One nursing textbook states that nurses in a good-quality facility will spend 60% of their time in patient care, but in the best facilities, nurses devoted 70% of their time to patient care. What can you conclude about Sound Shore Hospital from the graph on the previous PowerPoint?

A stack of coins is visible on the left side of the image, and a ruler is positioned horizontally across the top. The ruler has markings in centimeters and millimeters.

Measurement and Data

- The table below shows Hector's scores from seven different judges in a gymnastics competition. Use this table to answer the next two questions.

Judge	1	2	3	4	5	6	7
Score	8.6	7.8	8.6	8.2	9.5	8.6	9.6



Measurement and Data

3. What was greater, Hector's median score or mode score? By how much?
4. Which score change would push the mean value of Hector's scores to 9.0 or above?

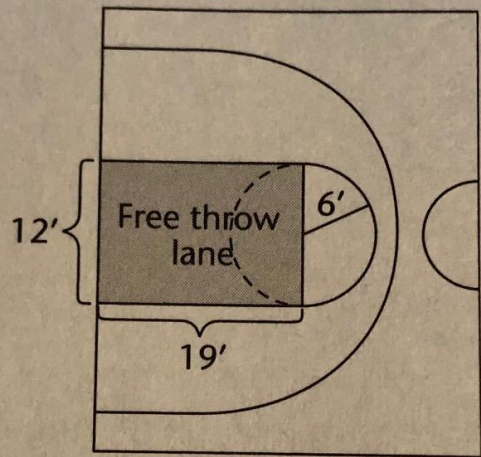


Measurement and Data

5. Which of the following pairs of variables has a negative covariance?
- (A) x = number of snowballs in one winter, y = number of snow shovels sold
 - (B) x = number of hours Reza works in a month, y = amount of Reza's paycheck
 - (C) x = time spent running on a treadmill, y = number of calories burned
 - (D) x = number of customers renting a room in a motel, y = number of rooms available

Measurement and Data

A basketball court has two areas on either end called the keys or the free throw lanes. A diagram of a free throw lane is shown below.





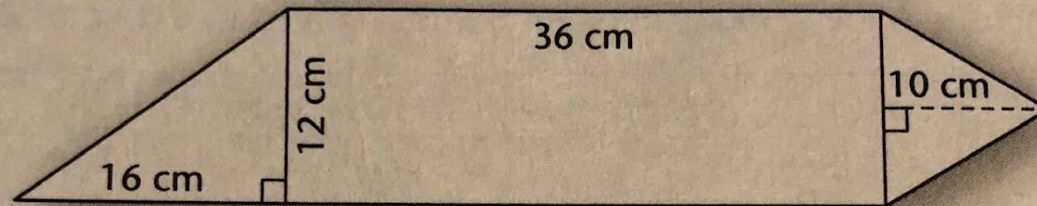
Measurement and Data

6. What is the total perimeter measurement of the free throw lane?
7. What is the total area of the free throw lane in the diagram on the previous PowerPoint?

Measurement and Data

8.

What is the area of the figure below?



(A) 526 cm^2

(C) 696 cm^2


(B) 574 cm^2

(D) 588 cm^2

A stack of coins is visible on the left side of the image, and a ruler is positioned horizontally across the top. The ruler has markings in centimeters and millimeters. The title "Measurement and Data" is written in white text on a dark background on the right side of the image.

Measurement and Data

9. A nurse poured 3.2 quarts of liquid into a container. How many fluid ounces were in the container?
10. 45.6 cm equals how many hectometers?
11. Each day, a 125-lb patient is supposed to receive 0.8 mg of medication per kilogram of body weight. What dosage should the patient receive?



Number and Algebra Answers

1. 40.0031

7.0

14. \$450

21. $\frac{2}{3}$

2. $\frac{16}{1,000}$

8. 13

15. 2,300

22. $5x-12$

3. 0.035

9. 45

16. 19.80

23. $5s + 92 < 1119$

4. $\frac{5}{16}$

10. 36

17. 2,050 lbs

5. 16

11. \$229

18. 15 g


6. $\frac{9}{8}$

12. 48

19. 4 hours, 20 minutes

13. 25%

20. 157.5 min




Measurement and Data Answers

1. 17.5%
2. The hospital is rated good but not the best.
3. The mode and median were both the same, 8.6.
4. Judge 2 increasing his score by 2.1.
5. (D)
6. 68.84 ft
7. 284.52 ft²
8. 588 cm²
9. 102.4 fl oz
10. 0.00456 hm
11. 45.36 mg



TEAS Math: What to Expect

- Decimal Conversion to Fraction
- Fraction to Decimal
- Order of Operations
- One Variable Equations
- Statistical Evaluation of Data
- Geometry
- Story Problems
- English to Metric Conversions
- Standard and Metric Systems Conversions
- Metric Prefix Equivalents
- Metric Abbreviations & Prefixes
- Length, weight and fluid abbreviations



TEAS MATH: What Do You Need to Know


Place Value

Billions	Hundred Millions	Ten Millions	Millions	Hundred Thousands	Ten Thousands	Thousands	Hundreds	Tens	Ones	. Decimal	Tenths	Hundredths	Thousandths	Ten Thousandths	Hundred Thousandths
10	9	8	7	6	5	4	3	2	1	.	1	2	3	4	5

Fractions Decimals Percents

CONVERT FRACTIONS PERCENTS AND DECIMALS

FRACTION	PERCENT	DECIMAL
1/12	8.33%	0.083
1/10	10%	0.1
1/8	12.5%	0.125
1/6	16.6%	0.166
1/5	20%	0.2
1/4	25%	0.25
1/3	33.3%	0.33
3/8	37.5%	0.375
2/5	40%	0.4
1/2	50%	0.5
3/5	60%	0.6
5/8	62.5%	0.625
2/3	66.67%	0.667
3/4	75%	0.75
4/5	80%	0.8
7/8	87.5%	0.875
1	100%	1.0



TEAS MATH: What Do You Need to Know

Standard and Metric Systems

U.S Customary Units

Length
12in = 1ft
3ft = 1yrd
5,280 ft = 1mi
1,760yrd = 1mi


Weight
16oz = 1lb
2000lb = 1 ton

Capacity
16 fl oz = 1gal
2 pt = 1qt
8pt = 1gal
4 qt = 1gal

Time
60 sec = 1 min
60 min = 1hr
24 hr = 1 day
7 days = 1 wk
52 wk = 1 yr
12 mo = 1 yr
365 days = 1 yr

Liquid Measurements US Standard System

1 cup	= 8 fluid ounces (fl oz)
1 pint (pt)	= 2 cups
1 quart (qt)	= 2 pints
1 gallon (gal)	= 4 quarts



TEAS MATH: What Do You Need to Know

English to Metric Conversions

Metric Units	Customary Units
1 centimeter	0.394 inch
1 meter	3.281 feet or 1.093 yards
1 kilometer	0.621 mile
1 gram	0.035 ounce
1 kilogram	2.205 pounds
1 milliliter	0.034 fluid ounce
1 liter	1.057 quart or 0.264 gallon

Celsius To Fahrenheit


$$F = \frac{9}{5}C + 32$$

Fahrenheit To Celsius

$$C = \frac{5}{9}(F - 32)$$

Fahrenheit And Celsius Conversion

Customary Units	Metric Units
1 inch	2.54 centimeters
1 foot	30.48 centimeters or 0.3048 meter
1 yard	0.914 meter
1 mile	1.609 kilometers
1 ounce	28.350 grams
1 pound	454 grams or 0.454 kilogram
1 fluid ounce	29.574 milliliters
1 quart	0.946 liter
1 gallon	3.785 liters




TEAS MATH: What Do You Need to Know

Metric/Standard Conversions

Table of Approximate Conversions

Length: Metric to U.S	Capacity: Metric to U.S.	Weight (mass): Metric to U.S.
1 m \approx 1.09 yd	1 L \approx 1.06 qt	1 kg \approx 2.20 lb
1 m \approx 3.28 ft	1 L \approx 0.26 gal	1 g \approx 0.04 oz
1 km \approx 0.62 mi	3.79 L \approx 1 gal	0.45 kg \approx 1 lb
2.54 cm \approx 1 in.	0.95 L \approx 1 qt	28.35 g \approx 1 oz
0.30 m \approx 1 ft	29.57 ml \approx 1 fl oz	
1.61 km \approx 1 mi		

Length	Volume
1 m = 39.37 in	1 liter = 33.81 fl oz



TEAS MATH: What Do You Need to Know

Metric System of Measurement

MASS/WEIGHT:

K: 1 Kilogram	=	1000 Grams	kg
H: 1 Hectogram	=	100 Grams	hg
D: 1 Decagram	=	10 Grams	dag
U: 1 Gram			g
D: 1 Decigram	=	0.1 Gram	dg
C: 1 Centigram	=	0.01 Gram	cg
M: 1 Milligram	=	0.001 Gram	mg

VOLUME:

K: 1 Kiloliter	=	1000 Liters	kl
H: 1 Hectoliter	=	100 Liters	hl
D: 1 <u>Decaliter</u>	=	10 Liters	dal
U: 1 Liter			l
D: 1 Deciliter	=	0.1 Liter	dl
C: 1 Centiliter	=	0.01 Liter	cl
M: 1 Milliliter	=	0.001 Liter	ml

Here is another chart to help you understand the metric categories.

<u>PREFIX</u>	<u>SIZE COMPARED TO BASE UNIT</u>	<u>ABBREVIATION</u>
Kilo	1000 x Larger	k
Hecto	100 x Larger	h
Deca	10 x Larger	da
Unit	1	meter, gram, liter
Deci	.1 x Smaller	d
Centi	.01 x Smaller	c
Milli	.001x Smaller	m

Still a little confused? Okay, let's break this down between length (meter), mass/weight (gram) and volume (liter) as follows:

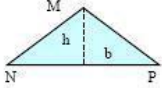
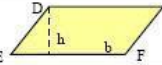



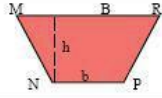

LENGTH:

K: 1 Kilometer	=	1000 Meters
H: 1 Hectometer	=	100 Meters
D: 1 Decameter	=	10 Meters
U: 1 Meter		
D: 1 Decimeter	=	0.1 Meter
C: 1 Centimeter	=	0.01 Meter
M: 1 Millimeter	=	0.001 Meter

Abbreviation Used:

km
<u>hm</u>
dam
m
dm
cm
mm

TEAS MATH: What Do You Need to Know

NAME	FIGURE	AREA	PERIMETER CIRCUMFERENCE
TRIANGLE		$A = \frac{b \times h}{2}$	$P = MN + NP + PM$
PARALLELOGRAM		$A = b \times h$	$P = DE + EF + FG + GD$
RHOMBUS		$A = b \times h$	$P = b + b + b + b$ $P = 4b$
RECTANGLE		$A = L \times w$	$P = L + w + L + w$ $P = 2L + 2w$
SQUARE		$A = l^2$	$P = l + l + l + l$ $P = 4l$
TRAPEZOID		$A = \frac{(B + b) \times h}{2}$	$P = MN + NP + PR + RM$
CIRCLE		$A = \pi r^2$	$C = 2\pi r = \pi d$

Geometry Formulas

Please go to the following website for more geometric formulas.

<https://www.effortlessmath.com/math-topics/ati-teas-6-math-formulas/>



Additional Resources

Please visit the following websites for more TEAS test prep in mathematics and other subject areas.

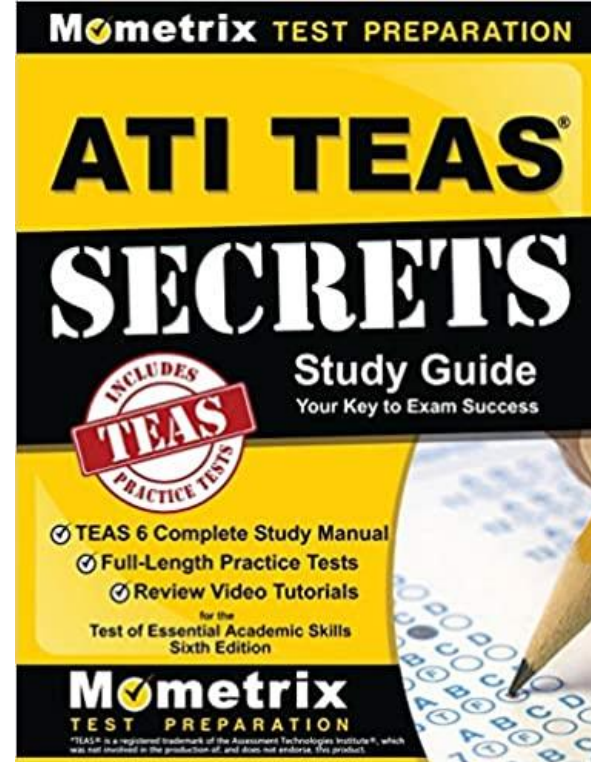
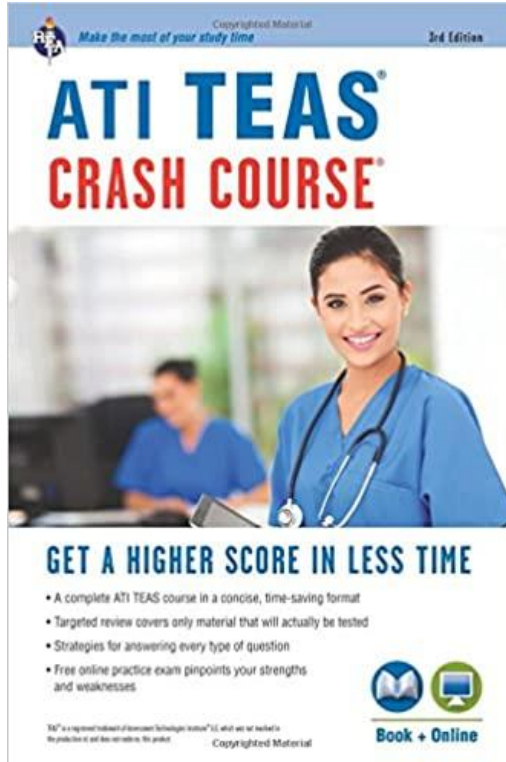
<https://www.youtube.com/watch?v=PwTOIF9ez5I>

<https://library.ivytech.edu/testprep/TEAS>

<https://www.test-guide.com/teas-study-guide.html>

<https://www.bcraftmath.com/atiteas.html>

Additional Resources



Available on Amazon,
Barnes & Noble,
Thriftbooks.com and
other websites.

ATI TEAS

Overview, facts and study tips

How To Pass Your ATI TEAS VI

The ATI TEAS VI is an admissions test used by health science and nursing schools. Use these tips to ace your TEAS on the first try!

CONTENT OVERVIEW



READING

Key Ideas & Details
Craft & Structure
Integration of Knowledge & Ideas
Total Questions: 47 + 6 pretest items
Time: 64 minutes



MATH

Number & Algebra
Measurement & Data
Total Questions: 32 + 4 pretest items
Time: 54 minutes



SCIENCE

Human anatomy & Physiology
Life & Physical Sciences
Scientific Reasoning
Total Questions: 47 + 6 pretest items
Time: 63 minutes



ENGLISH & LANGUAGE USAGE

Conventions of Standard English
Knowledge of Language
Vocabulary Acquisition
Total Questions: 24 + 4 pretest items
Time: 28 minutes

FACTS

438K

Expected new RN jobs
over next 10 years

\$70K

Median pay per year
for Registered Nurses

170

Total questions on
the TEAS VI

209

Total time (minutes)
to take the TEAS VI

69%

Acceptance Rate of
BSN Nursing Programs

BRING

- **Photo ID** – license, passport or green card
- **#2 Pencils** – at least 2
- **ATI Login info**

DON'T BRING

- **Additional clothes** – including jackets, hats, and sunglasses
- **Personal items** – including purses and backpacks
- **Electronics** – no phones, calculators, digital or smart watches
- **Food/Drink** – unless medically necessary

EXPECT

- **Calculators** – are provided
- **Proctors** – will monitor testing
- **Breaks** – 10 minute break during math
- **Issues** – raise your hand if you need to leave your seat, or for technical issues

Sources:
www.bls.gov/factsheets/fs0801registered-nurses.htm
www.nln.org/resources/nursing-education-statistics/admissions-to-nursing-programs
attesting.com/teas/factsheet

For more info, including free practice tests, go to:
www.Test-Guide.com/TEAS/



TEST-GUIDE

STUDY TIPS



TIP #1

FOCUS

Best way to prepare is to study smart:

- Understand what's on each of the 4 tests
- Focus on the material you're not good at
- Develop a flexible study schedule
- Study when you are most alert



TIP #2

TIME

The TEAS VI is a timed exam. To finish the exam, you need to keep pace. Answer each question in less than this amount of time:

Reading: 1 min 10 sec
Math: 1 min 30 sec
Science: 1 min 10 sec
English: 1 min




TIP #3

PRACTICE

Practice makes perfect. Take as many practice exams as possible:

- Fully understand all the questions you get wrong
- Tackle one section of the exam at a time
- Take exams with self-imposed time limits



Thank You!

HOPE YOU DO WELL. CHEERS!

