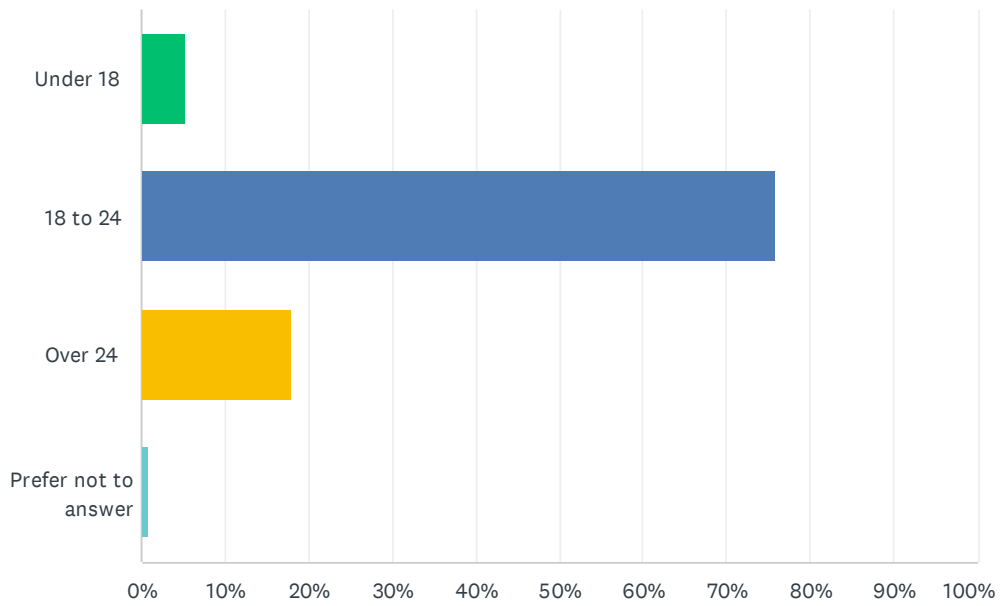


Q1 What is your age?

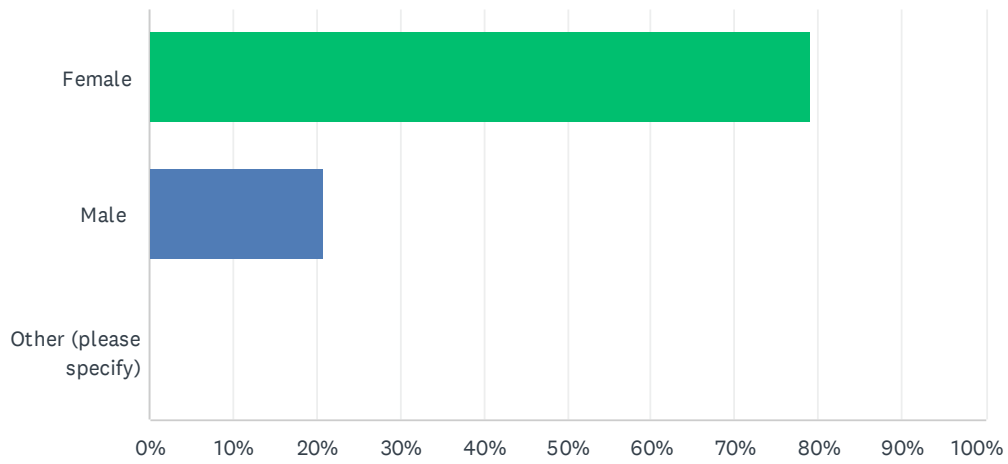
Answered: 129 Skipped: 0



| ANSWER CHOICES | RESPONSES |
|----------------------|------------|
| Under 18 | 5.43% 7 |
| 18 to 24 | 75.97% 98 |
| Over 24 | 17.83% 23 |
| Prefer not to answer | 0.78% 1 |
| TOTAL | 129 |

Q2 What is your gender?

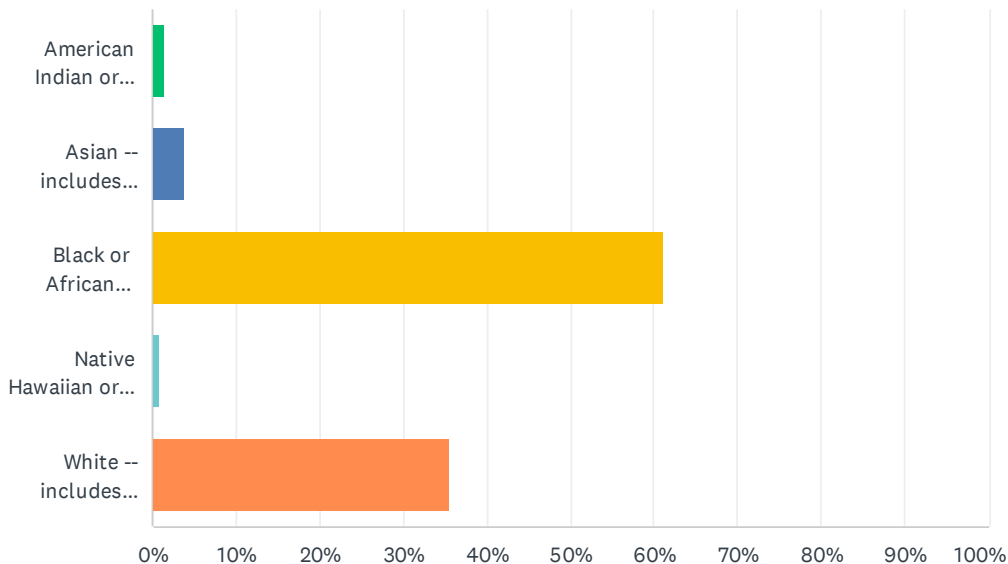
Answered: 129 Skipped: 0



| ANSWER CHOICES | RESPONSES | |
|------------------------|-----------|------------|
| Female | 79.07% | 102 |
| Male | 20.93% | 27 |
| Other (please specify) | 0.00% | 0 |
| TOTAL | | 129 |

Q3 What is your racial identity*? Select all that apply. *National Center for Education Statistics classifications

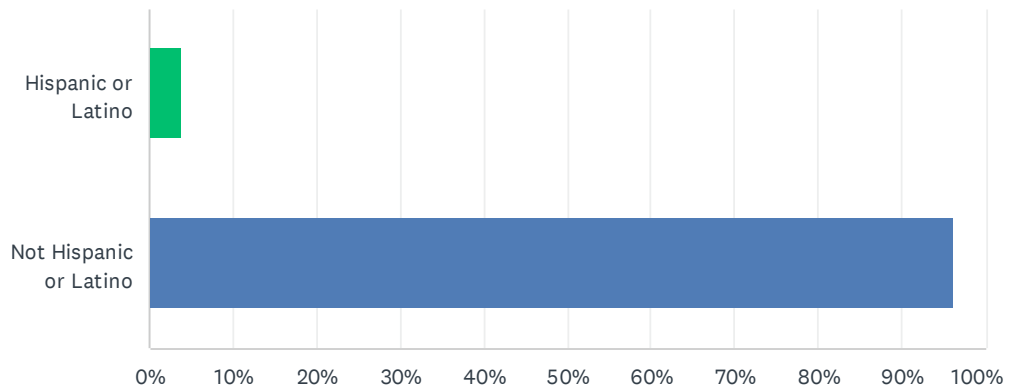
Answered: 129 Skipped: 0



| ANSWER CHOICES | RESPONSES | |
|---|-----------|----|
| American Indian or Alaskan Native | 1.55% | 2 |
| Asian -- includes origins in Far East, Southeast Asia, or Indian subcontinent | 3.88% | 5 |
| Black or African American | 61.24% | 79 |
| Native Hawaiian or Other Pacific Islander | 0.78% | 1 |
| White -- includes origins in the Middle East, North Africa, or Southwest Asia | 35.66% | 46 |
| Total Respondents: 129 | | |

Q4 What is your ethnicity*?*NCES classification

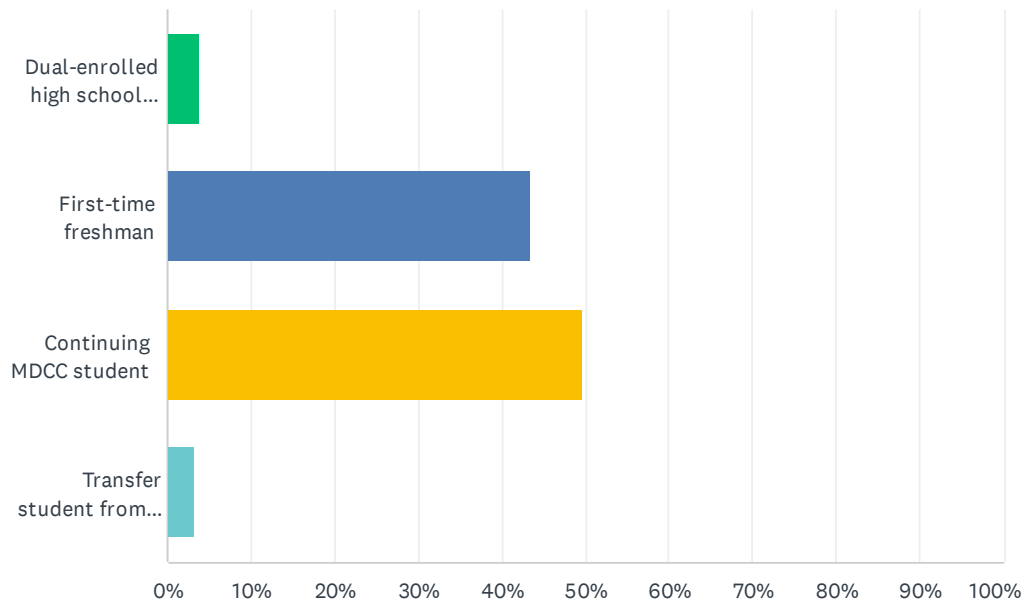
Answered: 129 Skipped: 0



| ANSWER CHOICES | RESPONSES | |
|------------------------|-----------|-----|
| Hispanic or Latino | 3.88% | 5 |
| Not Hispanic or Latino | 96.12% | 124 |
| TOTAL | | 129 |

Q5 What type of student are you?

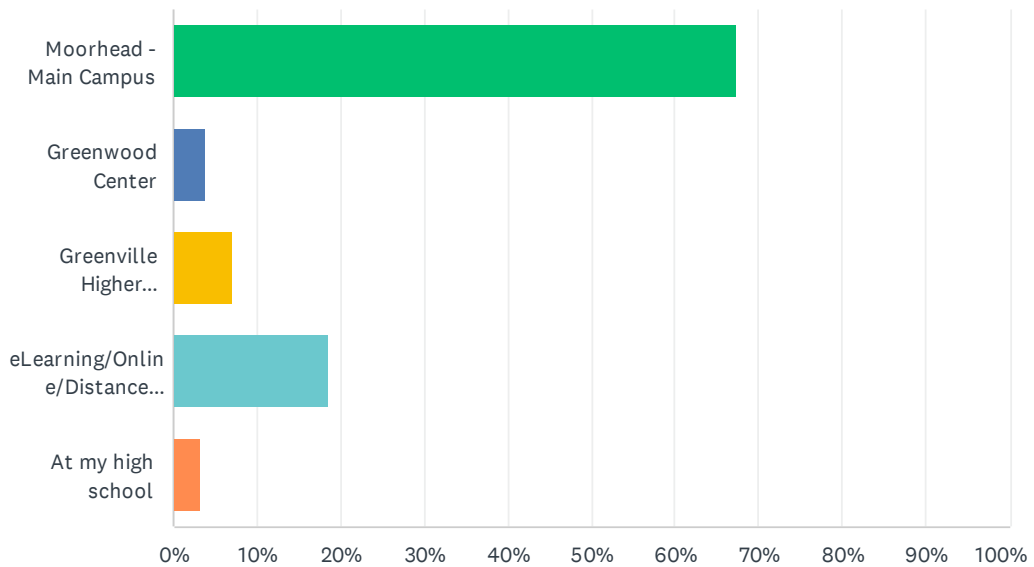
Answered: 129 Skipped: 0



| ANSWER CHOICES | RESPONSES | |
|---|-----------|------------|
| Dual-enrolled high school student | 3.88% | 5 |
| First-time freshman | 43.41% | 56 |
| Continuing MDCC student | 49.61% | 64 |
| Transfer student from another institution | 3.10% | 4 |
| TOTAL | | 129 |

Q6 Where/how do you take the majority of your courses?

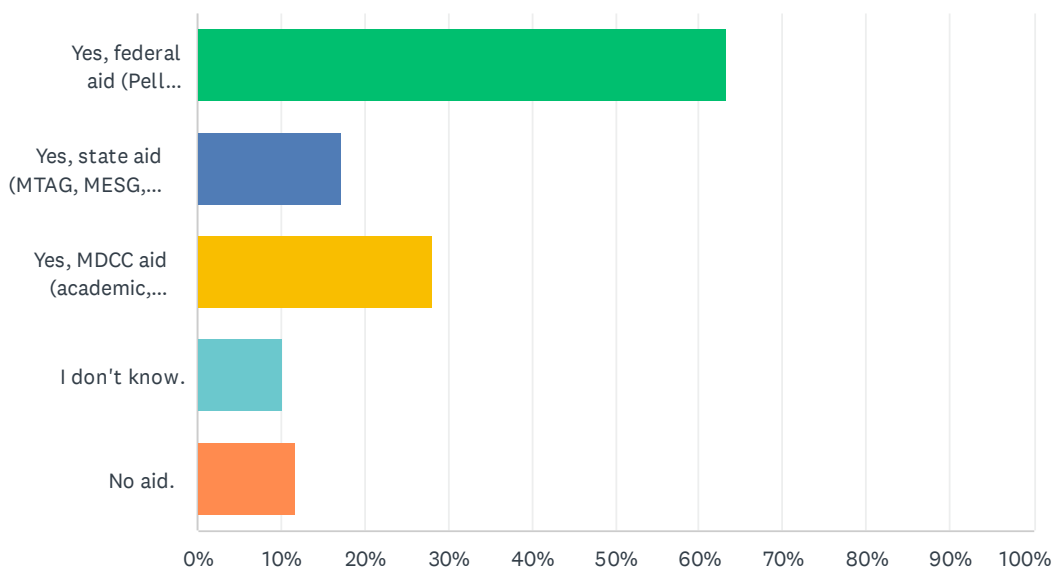
Answered: 129 Skipped: 0



| ANSWER CHOICES | RESPONSES |
|-------------------------------------|------------|
| Moorhead - Main Campus | 67.44% 87 |
| Greenwood Center | 3.88% 5 |
| Greenville Higher Education Center | 6.98% 9 |
| eLearning/Online/Distance Education | 18.60% 24 |
| At my high school | 3.10% 4 |
| TOTAL | 129 |

Q7 Do you receive financial aid? Select all that apply.

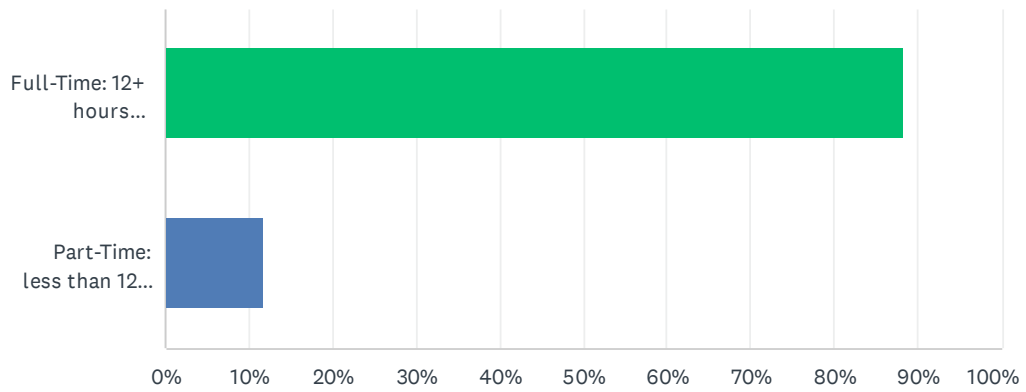
Answered: 128 Skipped: 1



| ANSWER CHOICES | RESPONSES | |
|--|-----------|----|
| Yes, federal aid (Pell Grant, or FSEOG). | 63.28% | 81 |
| Yes, state aid (MTAG, MESG, or HELP). | 17.19% | 22 |
| Yes, MDCC aid (academic, activity, athletic, or foundation scholarship). | 28.13% | 36 |
| I don't know. | 10.16% | 13 |
| No aid. | 11.72% | 15 |
| Total Respondents: 128 | | |

Q8 Are you enrolled full-time or part-time?

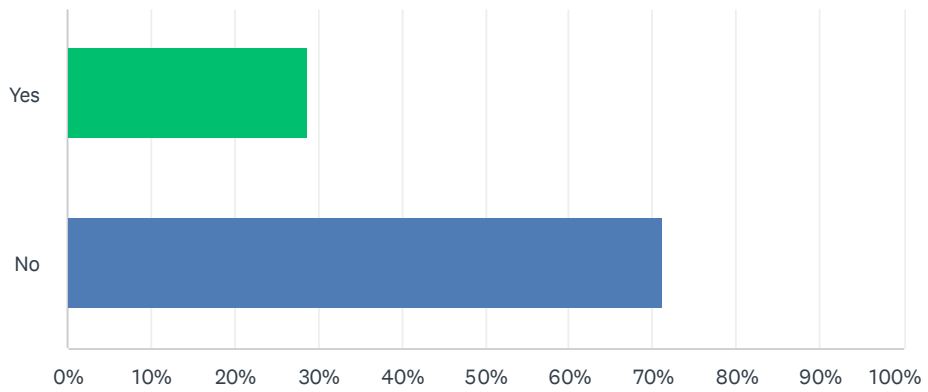
Answered: 129 Skipped: 0



| ANSWER CHOICES | RESPONSES | |
|---|-----------|-----|
| Full-Time: 12+ hours (typically 4 or more classes) | 88.37% | 114 |
| Part-Time: less than 12 hours (typically 1-3 classes) | 11.63% | 15 |
| TOTAL | | 129 |

Q9 Do you live on campus in a residence hall?

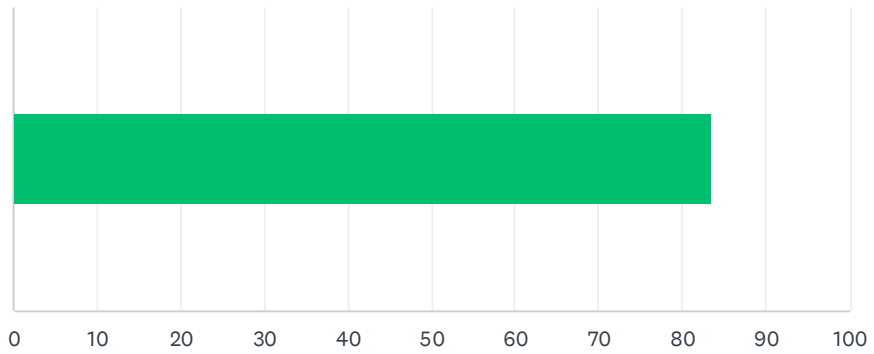
Answered: 129 Skipped: 0



| ANSWER CHOICES | RESPONSES | |
|----------------|-----------|-----|
| Yes | 28.68% | 37 |
| No | 71.32% | 92 |
| TOTAL | | 129 |

Q10 My instructors know their material.

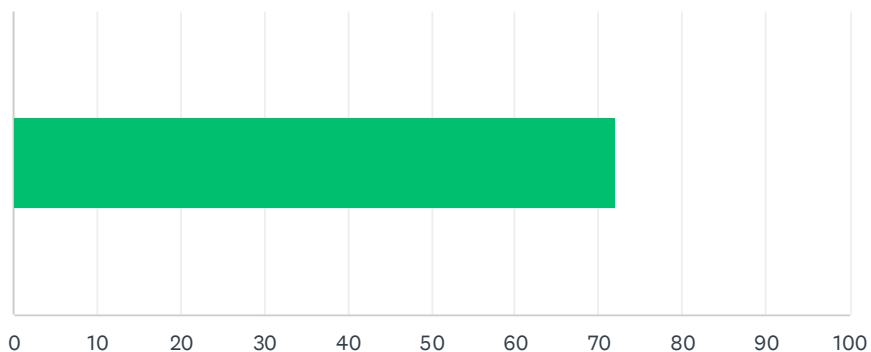
Answered: 125 Skipped: 4



| ANSWER CHOICES | AVERAGE NUMBER | TOTAL NUMBER | RESPONSES |
|------------------------|----------------|--------------|-----------|
| | 84 | 10,460 | 125 |
| Total Respondents: 125 | | | |

Q11 I can understand what is taught in my classes.

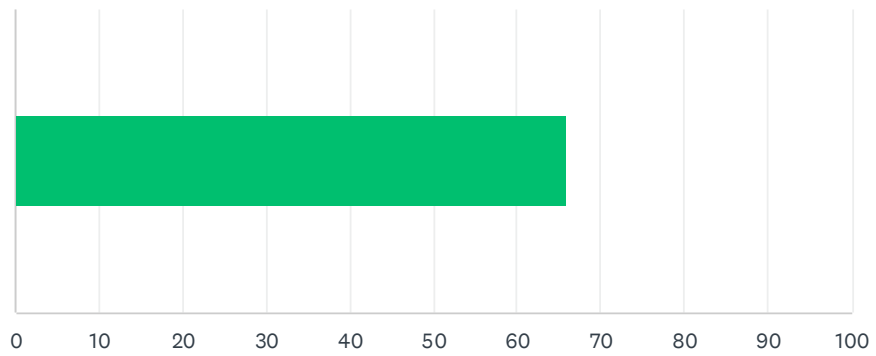
Answered: 125 Skipped: 4



| ANSWER CHOICES | AVERAGE NUMBER | TOTAL NUMBER | RESPONSES |
|------------------------|----------------|--------------|-----------|
| | 72 | 9,017 | 125 |
| Total Respondents: 125 | | | |

Q12 I have enough time to properly study for my classes.

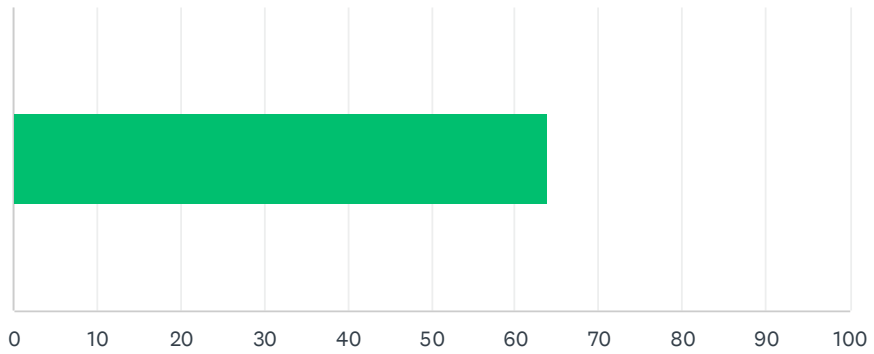
Answered: 125 Skipped: 4



| ANSWER CHOICES | AVERAGE NUMBER | TOTAL NUMBER | RESPONSES |
|------------------------|----------------|--------------|-----------|
| | 66 | 8,248 | 125 |
| Total Respondents: 125 | | | |

Q13 My math skills are strong.

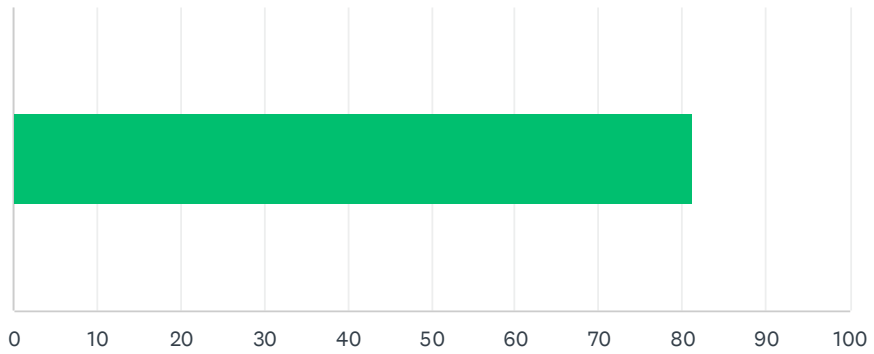
Answered: 125 Skipped: 4



| ANSWER CHOICES | AVERAGE NUMBER | TOTAL NUMBER | RESPONSES |
|------------------------|----------------|--------------|-----------|
| | 64 | 7,989 | 125 |
| Total Respondents: 125 | | | |

Q14 I am motivated to do my best in class.

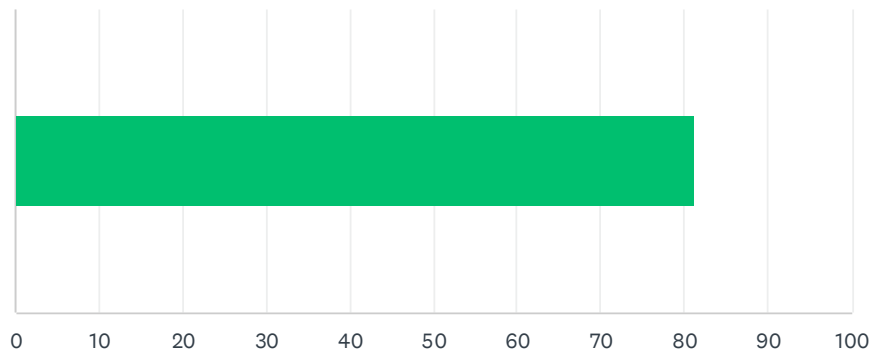
Answered: 125 Skipped: 4



| ANSWER CHOICES | AVERAGE NUMBER | TOTAL NUMBER | RESPONSES |
|------------------------|----------------|--------------|-----------|
| | 81 | 10,161 | 125 |
| Total Respondents: 125 | | | |

Q15 These classes are necessary for my plans.

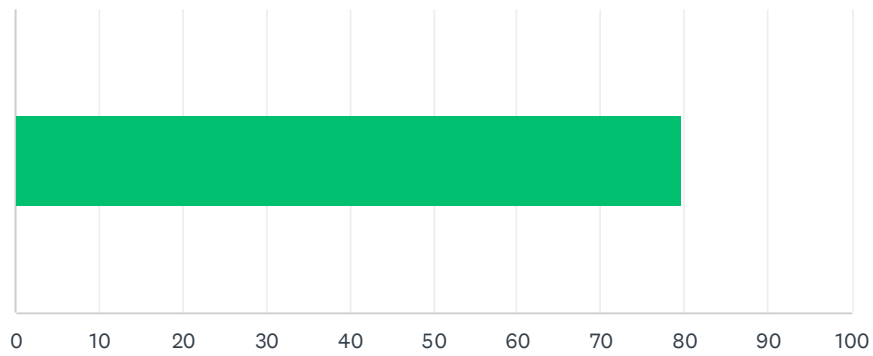
Answered: 125 Skipped: 4



| ANSWER CHOICES | AVERAGE NUMBER | TOTAL NUMBER | RESPONSES |
|------------------------|----------------|--------------|-----------|
| | 81 | 10,157 | 125 |
| Total Respondents: 125 | | | |

Q16 My reading and writing skills are strong.

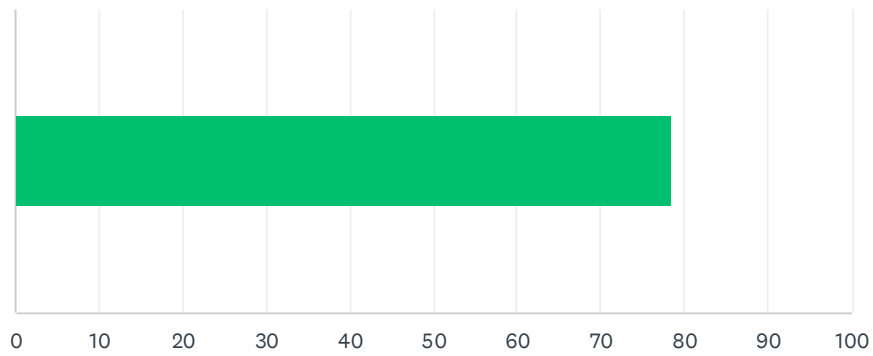
Answered: 125 Skipped: 4



| ANSWER CHOICES | AVERAGE NUMBER | TOTAL NUMBER | RESPONSES |
|------------------------|----------------|--------------|-----------|
| | 80 | 9,964 | 125 |
| Total Respondents: 125 | | | |

Q17 My instructors work hard to help me learn.

Answered: 125 Skipped: 4



| ANSWER CHOICES | AVERAGE NUMBER | TOTAL NUMBER | RESPONSES |
|------------------------|----------------|--------------|-----------|
| | 78 | 9,797 | 125 |
| Total Respondents: 125 | | | |

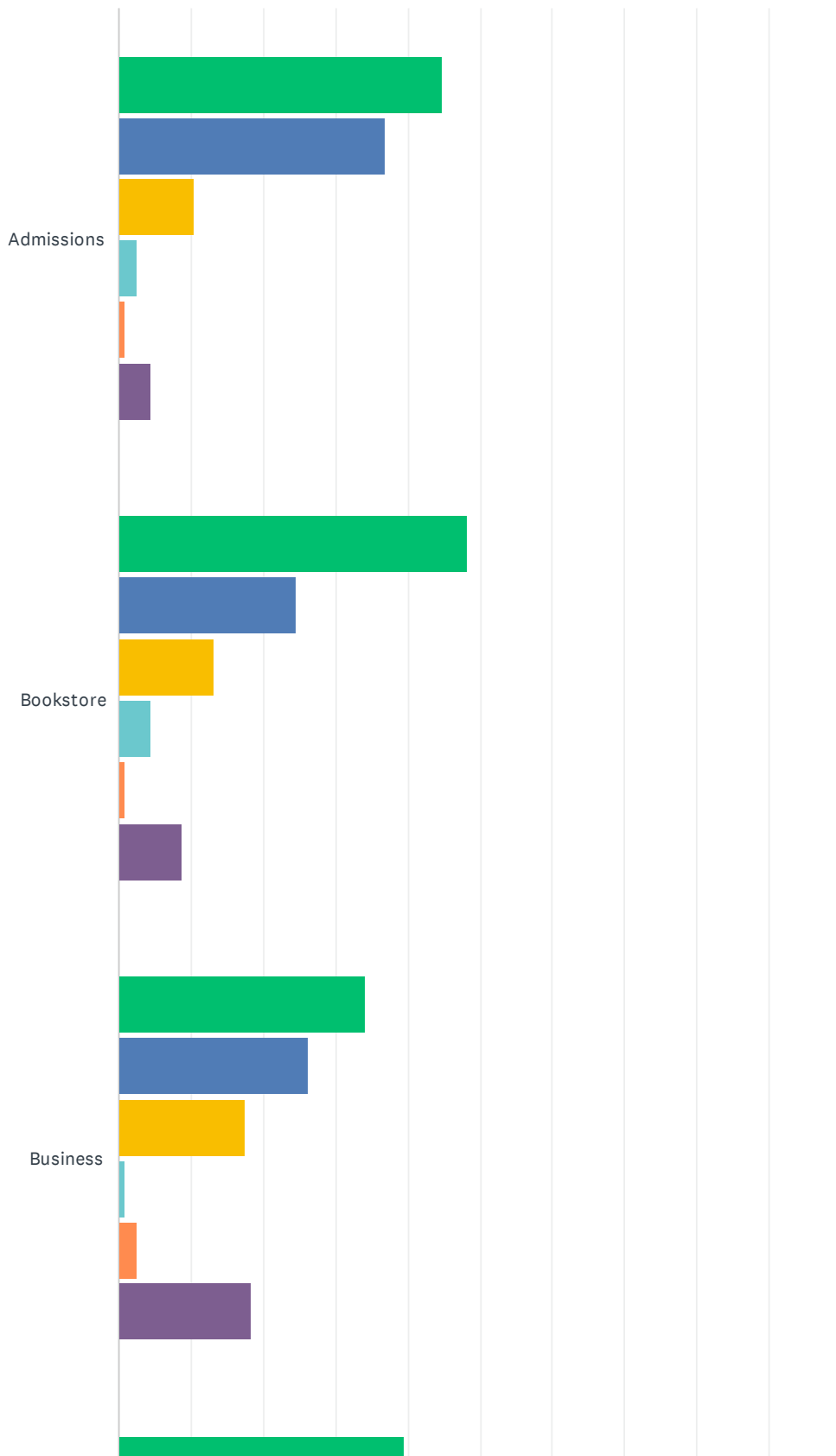
Q18 Please feel free to tell us more about your educational experiences.

Answered: 31 Skipped: 98

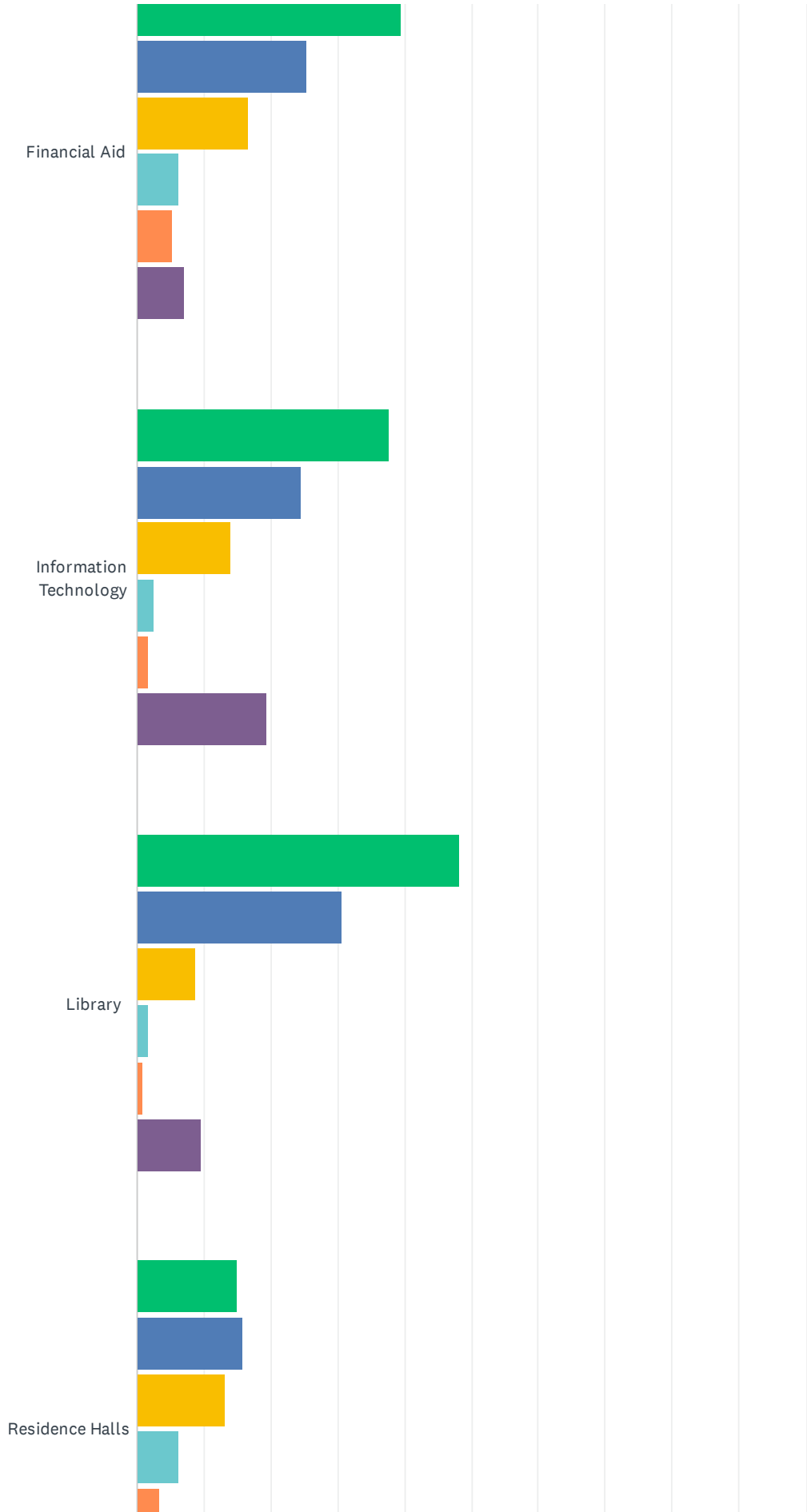
These FERPA-protected responses are on file in the Office of Institutional Effectiveness.

Q19 How satisfied are you with people and services in these areas?

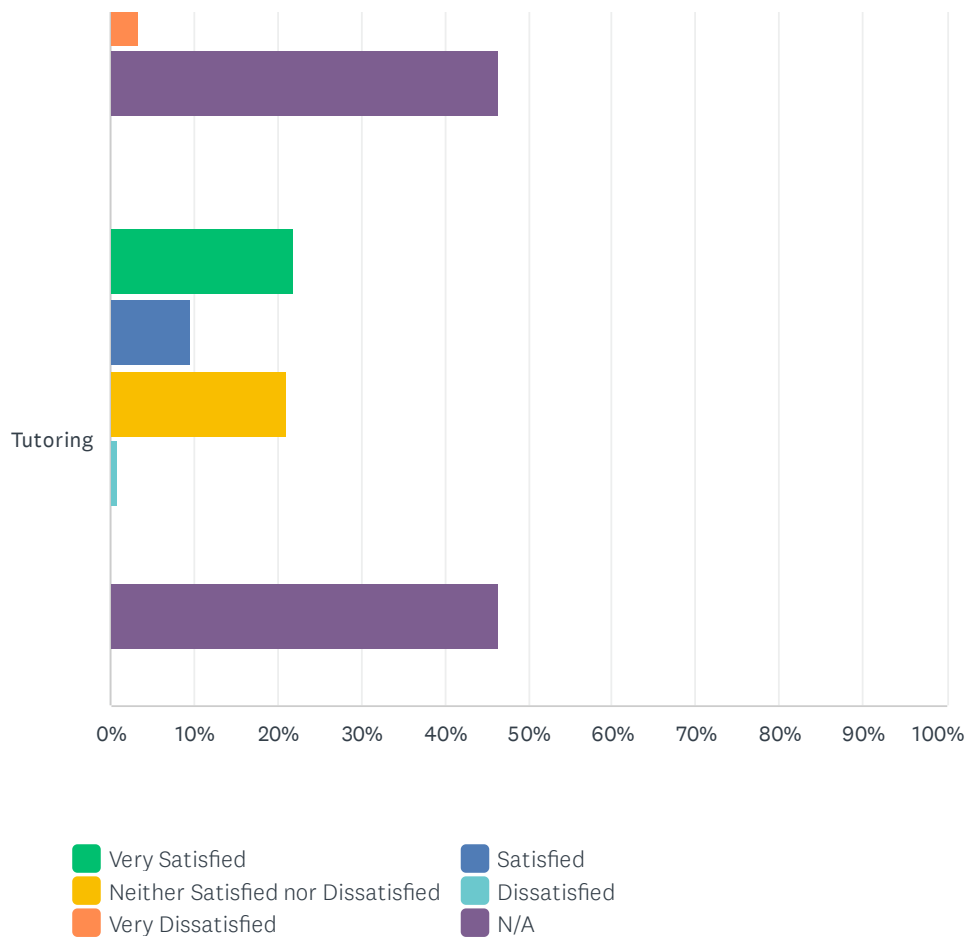
Answered: 114 Skipped: 15



MDCC Student Opinion Survey



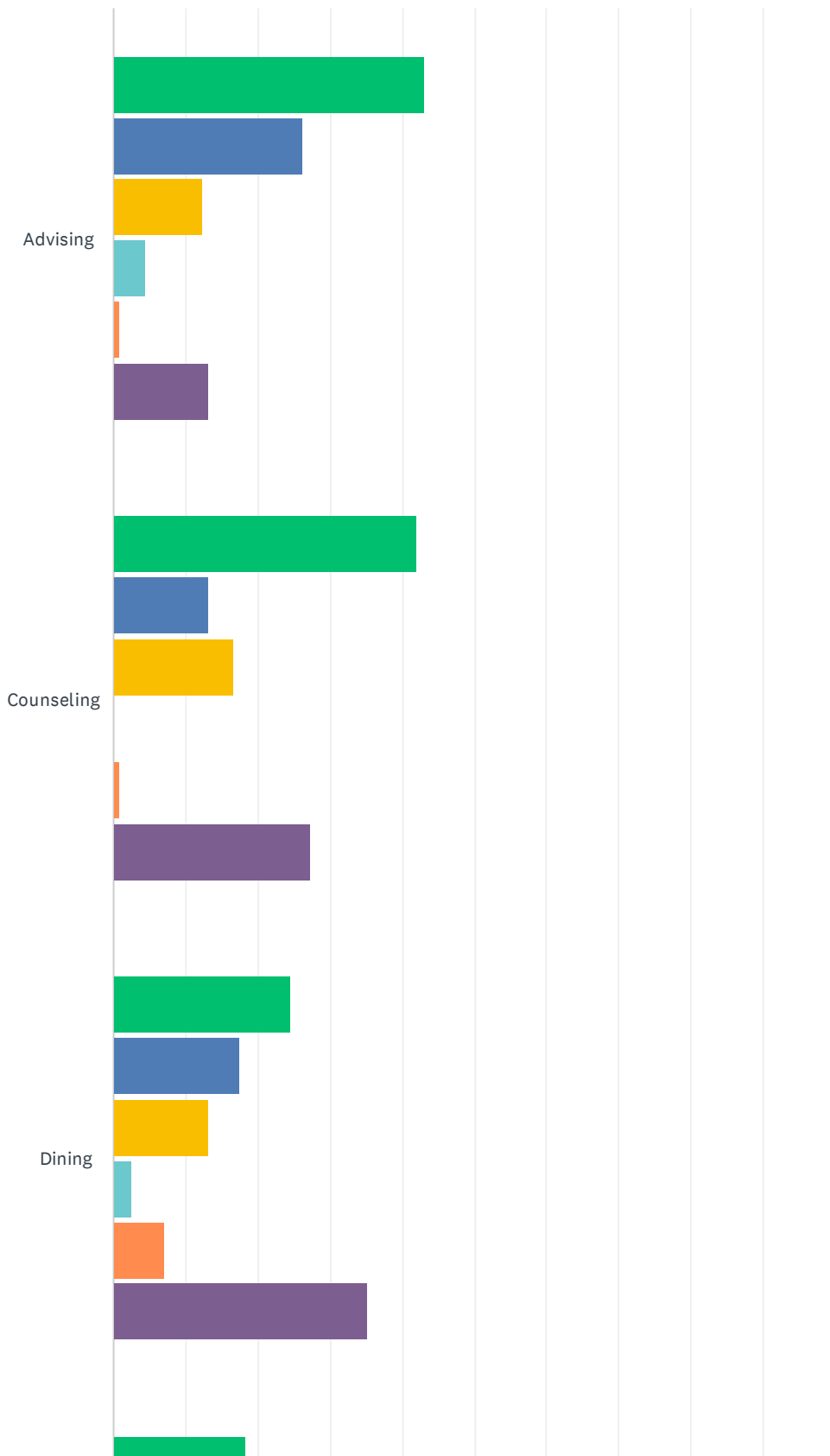
MDCC Student Opinion Survey



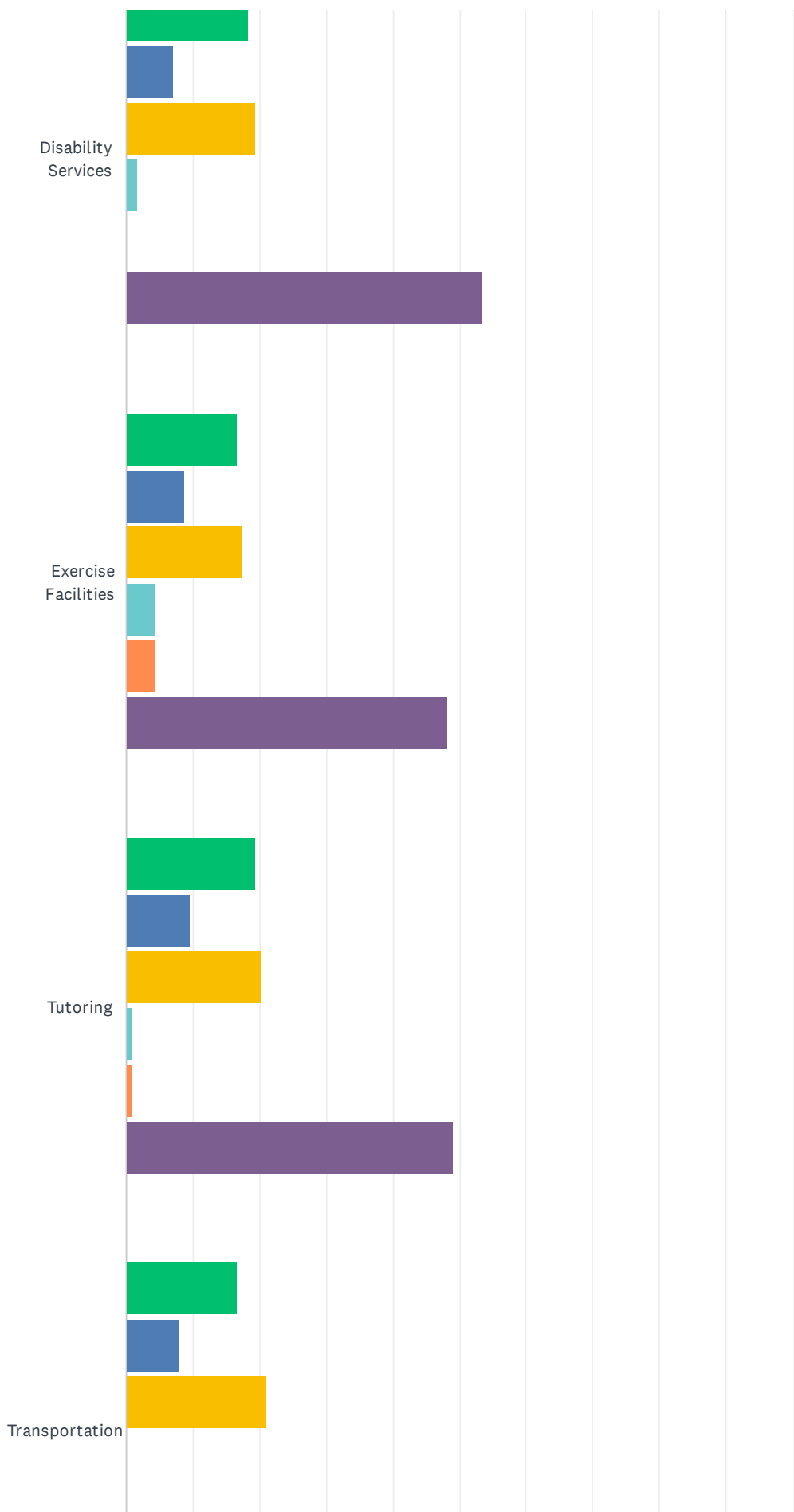
| | VERY SATISFIED | SATISFIED | NEITHER SATISFIED NOR DISSATISFIED | DISSATISFIED | VERY DISSATISFIED | N/A | TOTAL | WEIGHTED AVERAGE |
|------------------------|----------------|--------------|------------------------------------|--------------|-------------------|--------------|-------|------------------|
| Admissions | 44.74% 51 | 36.84% 42 | 10.53% 12 | 2.63% 3 | 0.88% 1 | 4.39% 5 | 114 | 4.28 |
| Bookstore | 48.25% 55 | 24.56% 28 | 13.16% 15 | 4.39% 5 | 0.88% 1 | 8.77% 10 | 114 | 4.26 |
| Business | 34.21% 39 | 26.32% 30 | 17.54% 20 | 0.88% 1 | 2.63% 3 | 18.42% 21 | 114 | 4.09 |
| Financial Aid | 39.47% 45 | 25.44% 29 | 16.67% 19 | 6.14% 7 | 5.26% 6 | 7.02% 8 | 114 | 3.94 |
| Information Technology | 37.72% 43 | 24.56% 28 | 14.04% 16 | 2.63% 3 | 1.75% 2 | 19.30% 22 | 114 | 4.16 |
| Library | 48.25% 55 | 30.70% 35 | 8.77% 10 | 1.75% 2 | 0.88% 1 | 9.65% 11 | 114 | 4.37 |
| Residence Halls | 14.91% 17 | 15.79% 18 | 13.16% 15 | 6.14% 7 | 3.51% 4 | 46.49% 53 | 114 | 3.61 |
| Tutoring | 21.93% 25 | 9.65% 11 | 21.05% 24 | 0.88% 1 | 0.00% 0 | 46.49% 53 | 114 | 3.98 |

Q20 How satisfied are you with these resources and their staff?

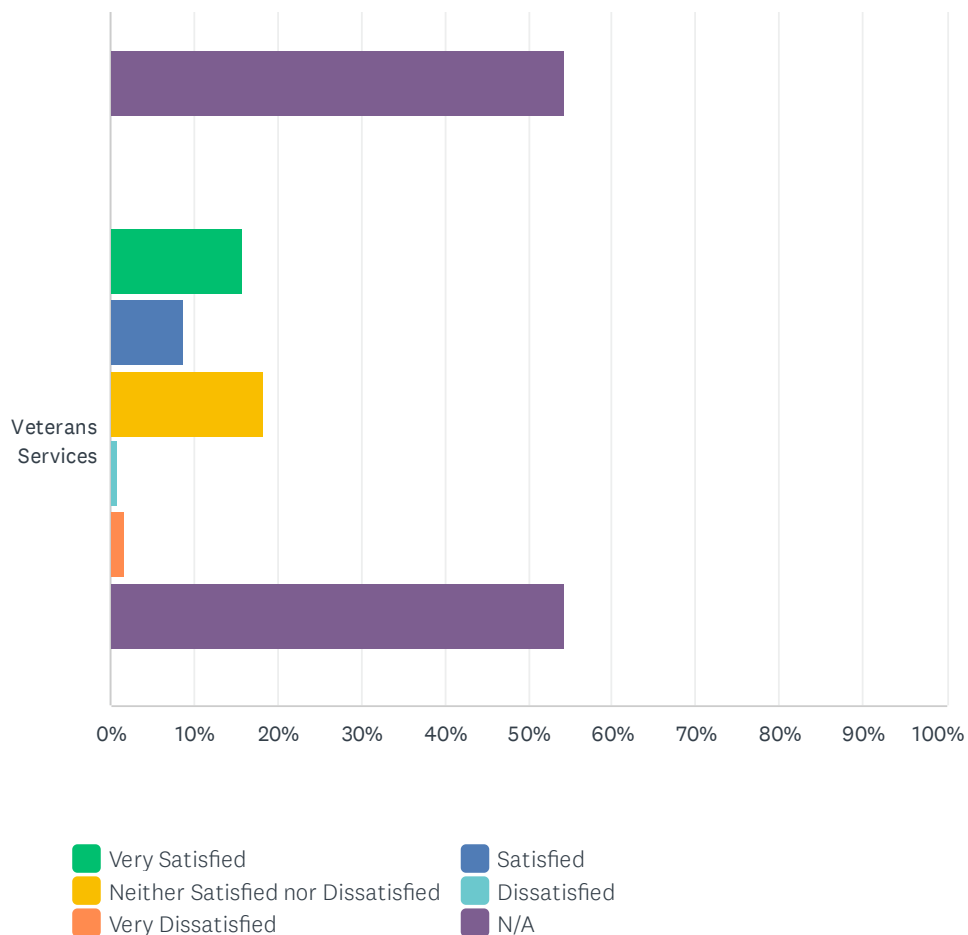
Answered: 114 Skipped: 15



MDCC Student Opinion Survey



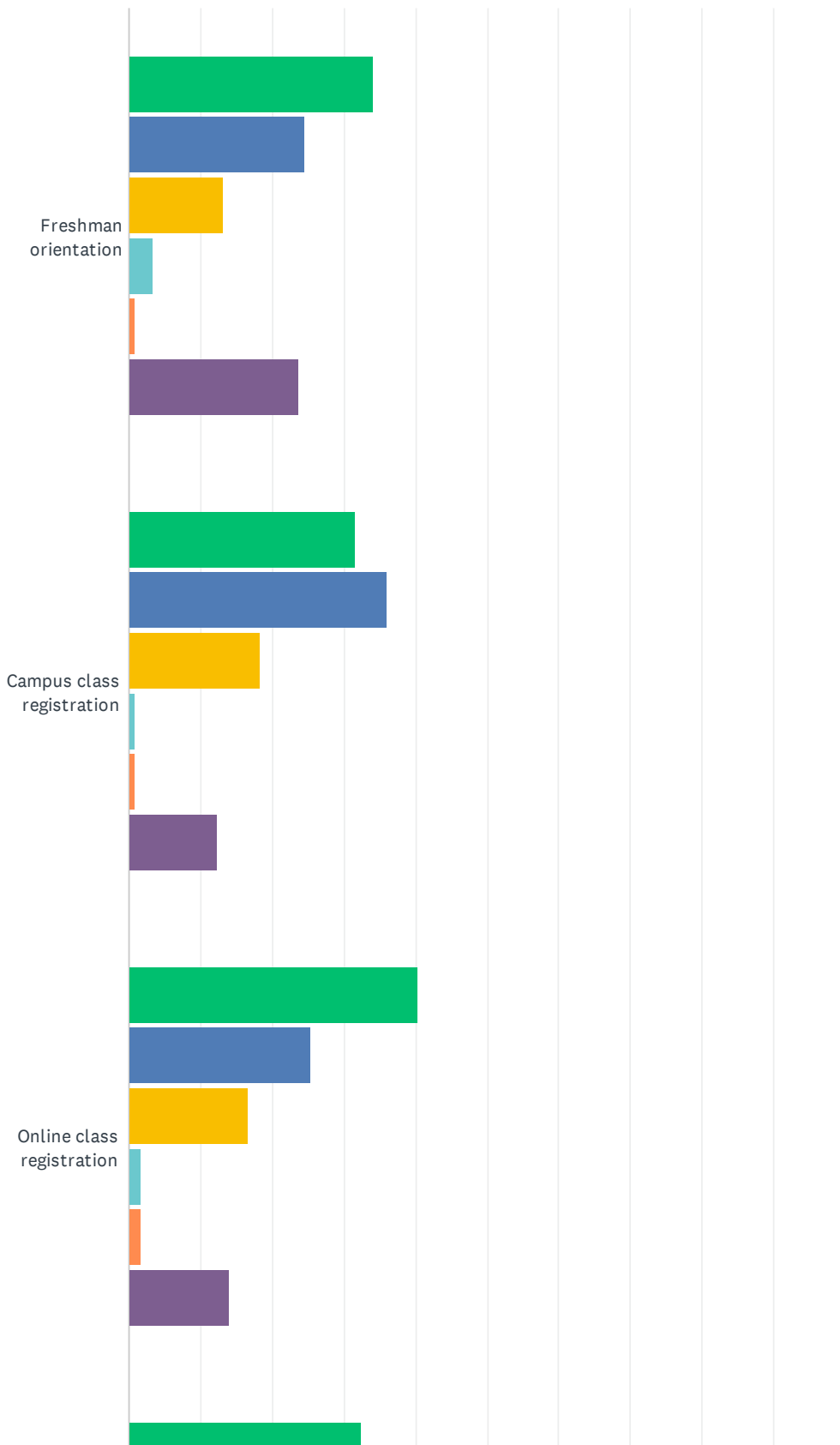
MDCC Student Opinion Survey



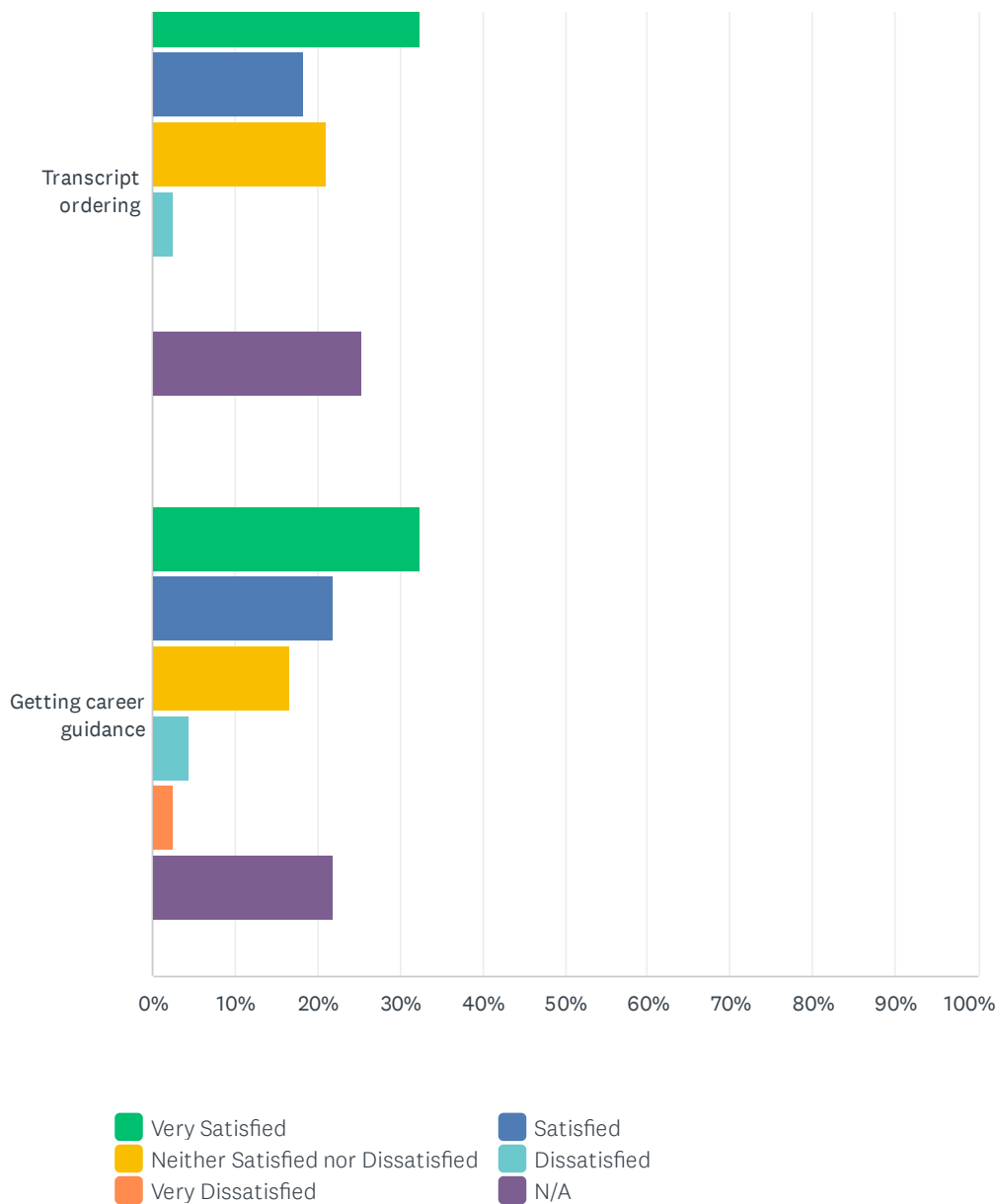
| | VERY SATISFIED | SATISFIED | NEITHER SATISFIED NOR DISSATISFIED | DISSATISFIED | VERY DISSATISFIED | N/A | TOTAL | WEIGHTED AVERAGE |
|---------------------|----------------|--------------|------------------------------------|--------------|-------------------|--------------|-------|------------------|
| Advising | 42.98% 49 | 26.32% 30 | 12.28% 14 | 4.39% 5 | 0.88% 1 | 13.16% 15 | 114 | 4.22 |
| Counseling | 42.11% 48 | 13.16% 15 | 16.67% 19 | 0.00% 0 | 0.88% 1 | 27.19% 31 | 114 | 4.31 |
| Dining | 24.56% 28 | 17.54% 20 | 13.16% 15 | 2.63% 3 | 7.02% 8 | 35.09% 40 | 114 | 3.77 |
| Disability Services | 18.42% 21 | 7.02% 8 | 19.30% 22 | 1.75% 2 | 0.00% 0 | 53.51% 61 | 114 | 3.91 |
| Exercise Facilities | 16.67% 19 | 8.77% 10 | 17.54% 20 | 4.39% 5 | 4.39% 5 | 48.25% 55 | 114 | 3.56 |
| Tutoring | 19.30% 22 | 9.65% 11 | 20.18% 23 | 0.88% 1 | 0.88% 1 | 49.12% 56 | 114 | 3.90 |
| Transportation | 16.67% 19 | 7.89% 9 | 21.05% 24 | 0.00% 0 | 0.00% 0 | 54.39% 62 | 114 | 3.90 |
| Veterans Services | 15.79% 18 | 8.77% 10 | 18.42% 21 | 0.88% 1 | 1.75% 2 | 54.39% 62 | 114 | 3.79 |

Q21 How satisfied are you with these processes?

Answered: 114 Skipped: 15



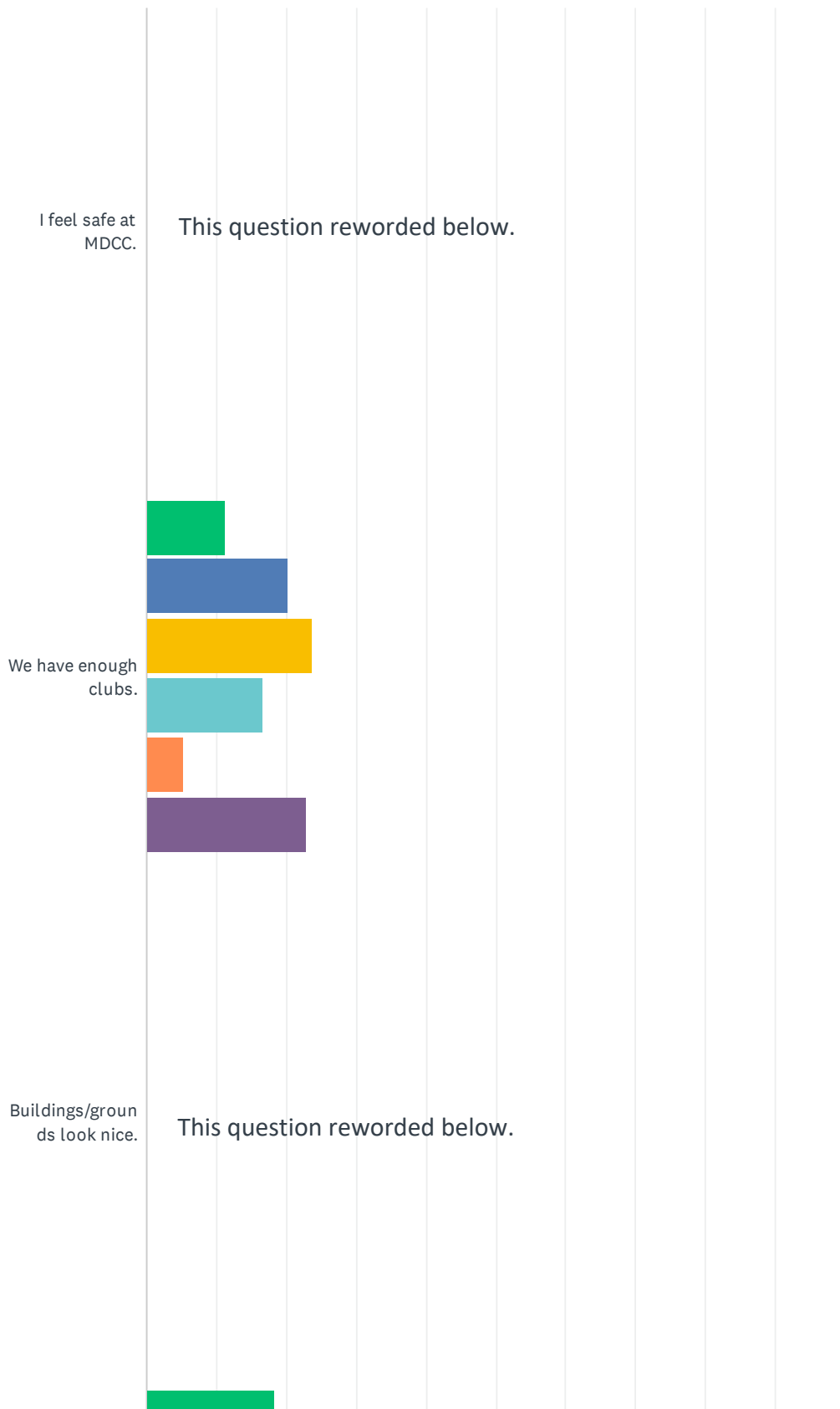
MDCC Student Opinion Survey



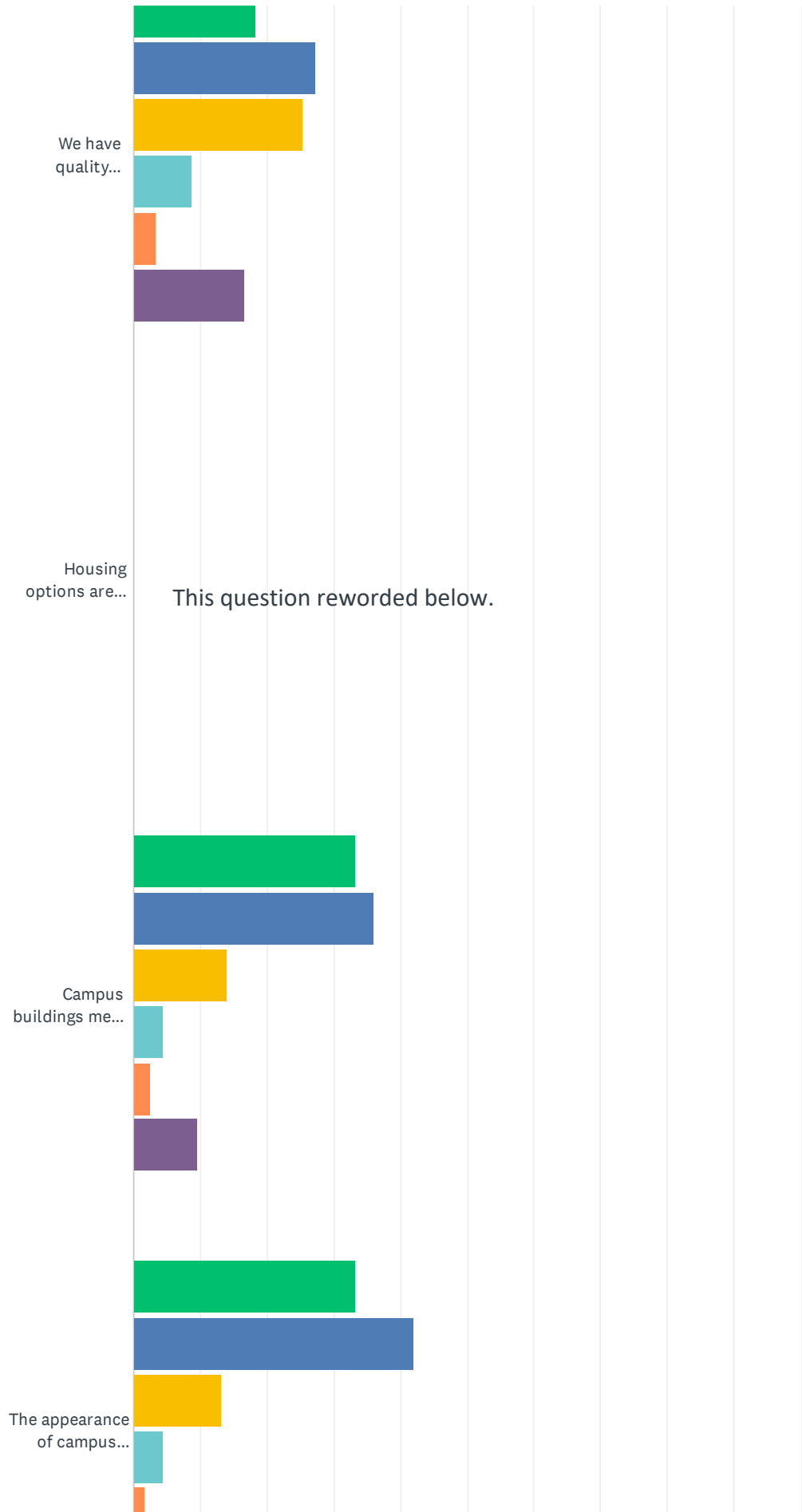
| | VERY SATISFIED | SATISFIED | NEITHER SATISFIED NOR DISSATISFIED | DISSATISFIED | VERY DISSATISFIED | N/A | TOTAL | WEIGHTED AVERAGE |
|---------------------------|----------------|--------------|------------------------------------|--------------|-------------------|--------------|-------|------------------|
| Freshman orientation | 34.21% 39 | 24.56% 28 | 13.16% 15 | 3.51% 4 | 0.88% 1 | 23.68% 27 | 114 | 4.15 |
| Campus class registration | 31.58% 36 | 35.96% 41 | 18.42% 21 | 0.88% 1 | 0.88% 1 | 12.28% 14 | 114 | 4.10 |
| Online class registration | 40.35% 46 | 25.44% 29 | 16.67% 19 | 1.75% 2 | 1.75% 2 | 14.04% 16 | 114 | 4.17 |
| Transcript ordering | 32.46% 37 | 18.42% 21 | 21.05% 24 | 2.63% 3 | 0.00% 0 | 25.44% 29 | 114 | 4.08 |
| Getting career guidance | 32.46% 37 | 21.93% 25 | 16.67% 19 | 4.39% 5 | 2.63% 3 | 21.93% 25 | 114 | 3.99 |

Q22 To what level do you agree with these statements about campus?

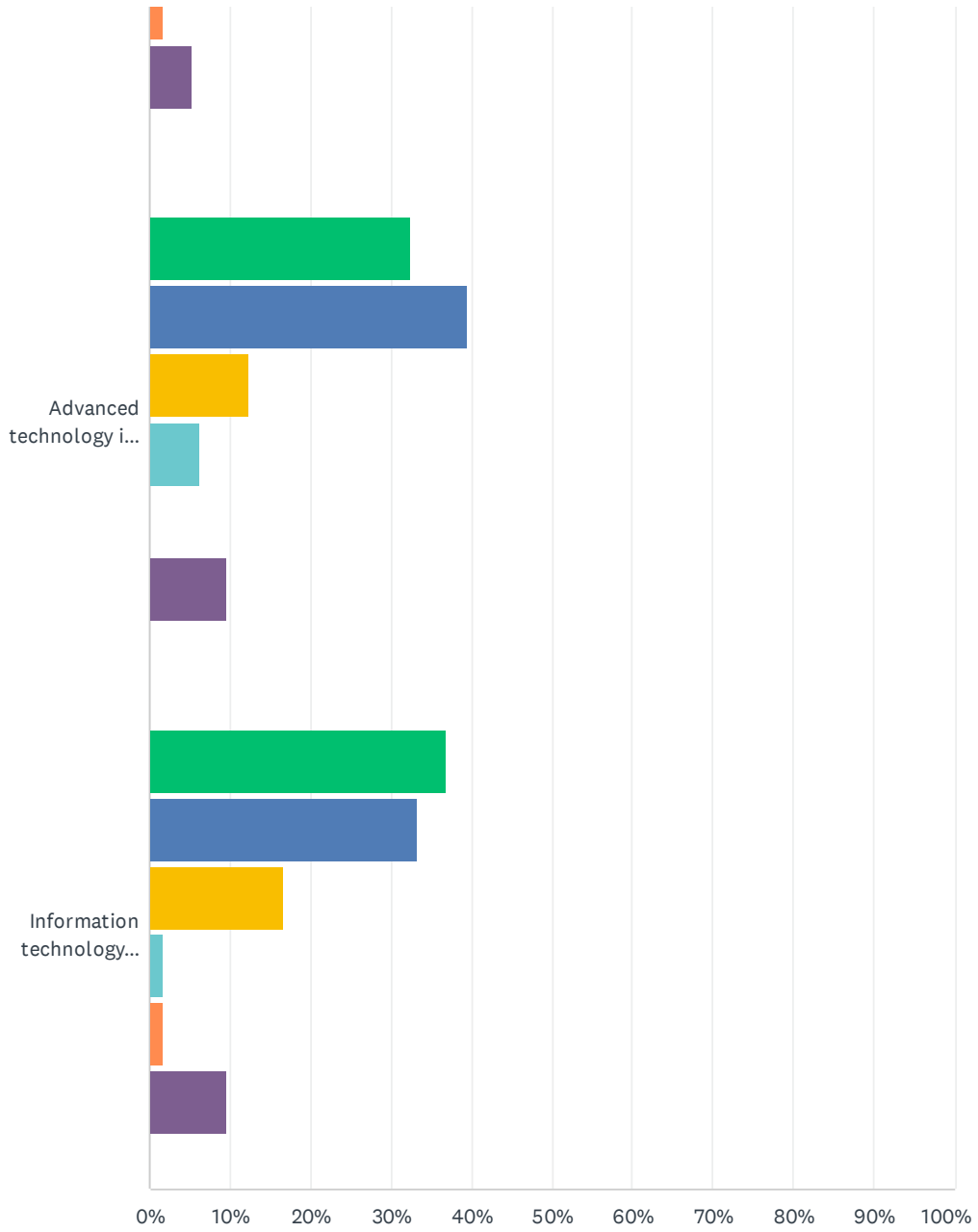
Answered: 114 Skipped: 15



MDCC Student Opinion Survey



MDCC Student Opinion Survey



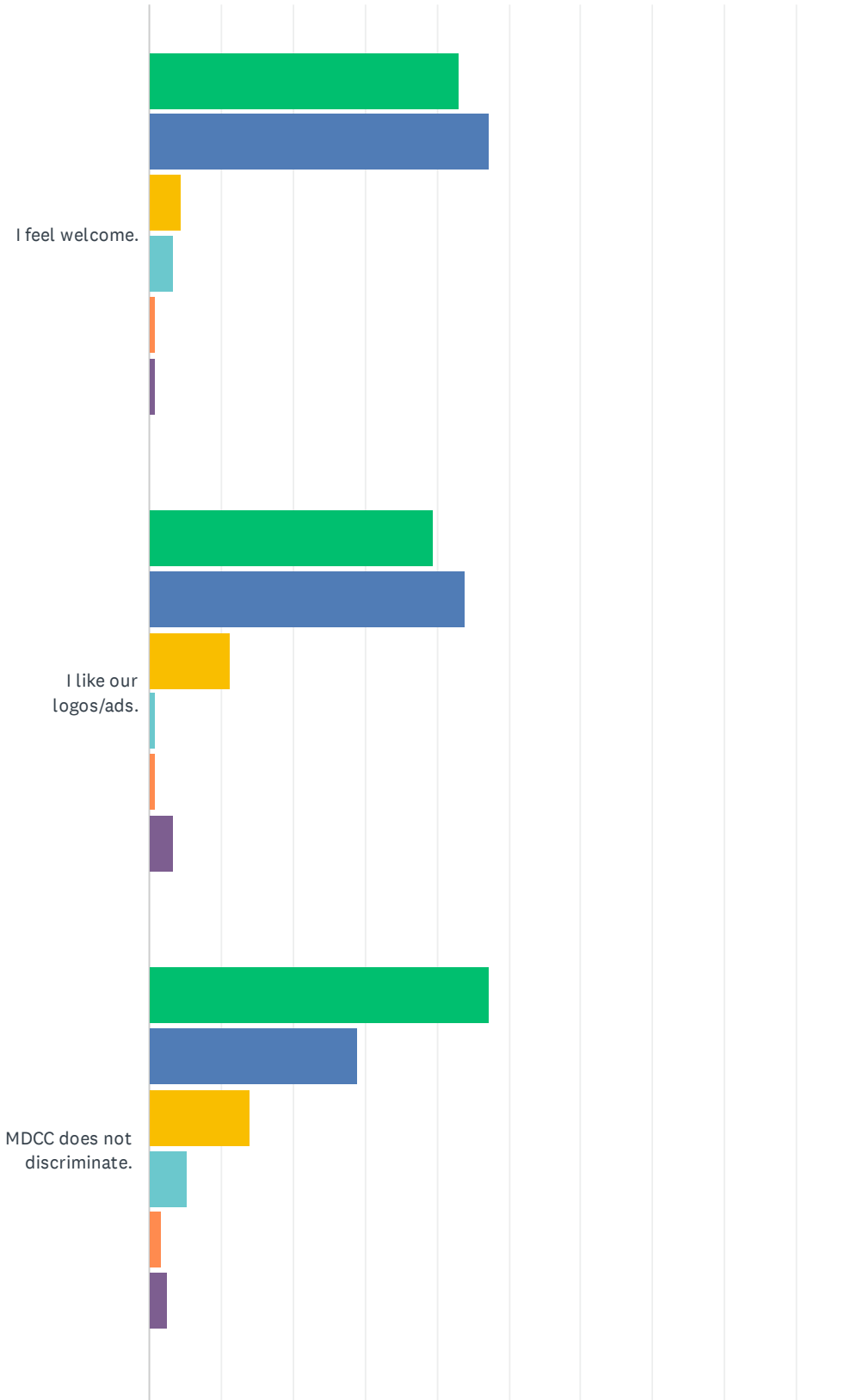
- Strongly Agree
- Agree
- Neither Agree nor Disagree
- Disagree
- Strongly Disagree
- N/A

MDCC Student Opinion Survey

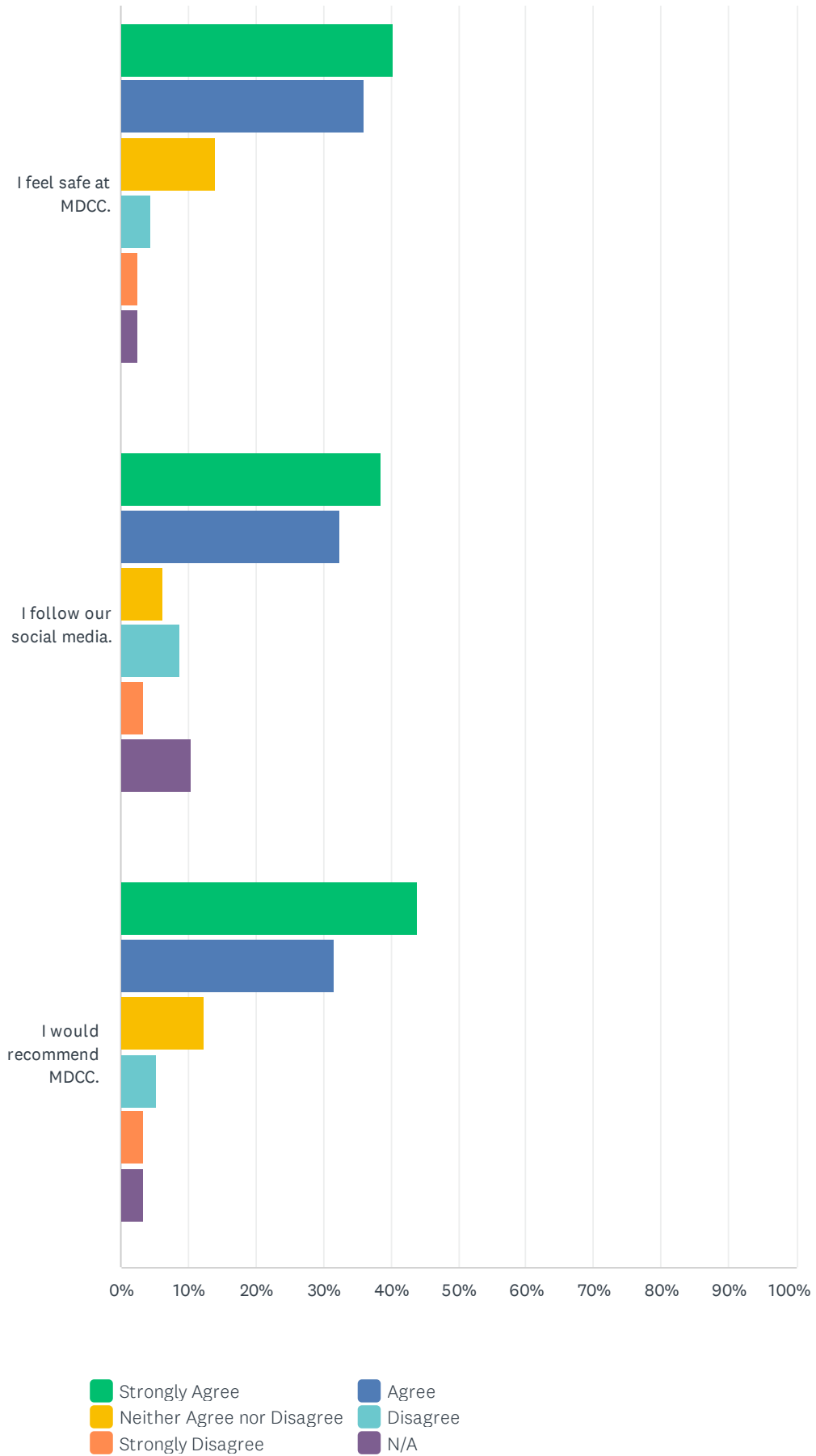
| | STRONGLY AGREE | AGREE | NEITHER AGREE NOR DISAGREE | DISAGREE | STRONGLY DISAGREE | N/A | TOTAL | WEIGHTED AVERAGE |
|---|----------------|--------------|----------------------------|--------------|-------------------|--------------|-------|------------------|
| I feel safe at MDCC. | 0.00% 0 | 0.00% 0 | 0.00% 0 | 0.00% 0 | 0.00% 0 | 0.00% 0 | 0 | 0.00 |
| We have enough clubs. | 11.40% 13 | 20.18% 23 | 23.68% 27 | 16.67% 19 | 5.26% 6 | 22.81% 26 | 114 | 3.20 |
| Buildings/grounds look nice. | 0.00% 0 | 0.00% 0 | 0.00% 0 | 0.00% 0 | 0.00% 0 | 0.00% 0 | 0 | 0.00 |
| We have quality activities. | 18.42% 21 | 27.19% 31 | 25.44% 29 | 8.77% 10 | 3.51% 4 | 16.67% 19 | 114 | 3.58 |
| Housing options are good. | 0.00% 0 | 0.00% 0 | 0.00% 0 | 0.00% 0 | 0.00% 0 | 0.00% 0 | 0 | 0.00 |
| Campus buildings meet my learning needs (lighting, accessibility, capacity, condition, etc.). | 33.33% 38 | 35.96% 41 | 14.04% 16 | 4.39% 5 | 2.63% 3 | 9.65% 11 | 114 | 4.03 |
| The appearance of campus facilities is clean and attractive. | 33.33% 38 | 42.11% 48 | 13.16% 15 | 4.39% 5 | 1.75% 2 | 5.26% 6 | 114 | 4.06 |
| Advanced technology in the classroom (e.g., smartboards) makes learning easier/better. | 32.46% 37 | 39.47% 45 | 12.28% 14 | 6.14% 7 | 0.00% 0 | 9.65% 11 | 114 | 4.09 |
| Information technology hardware (WiFi, computer labs, printers, etc.) meets my educational needs. | 36.84% 42 | 33.33% 38 | 16.67% 19 | 1.75% 2 | 1.75% 2 | 9.65% 11 | 114 | 4.13 |

Q23 To what level do you agree with these statements about MDCC overall?

Answered: 114 Skipped: 15



MDCC Student Opinion Survey



MDCC Student Opinion Survey

| | STRONGLY AGREE | AGREE | NEITHER AGREE NOR DISAGREE | DISAGREE | STRONGLY DISAGREE | N/A | TOTAL | WEIGHTED AVERAGE |
|-----------------------------|-----------------------|--------------|-----------------------------------|-----------------|--------------------------|--------------|--------------|-------------------------|
| I feel welcome. | 42.98% 49 | 47.37% 54 | 4.39% 5 | 3.51% 4 | 0.88% 1 | 0.88% 1 | 114 | 4.29 |
| I like our logos/ads. | 39.47% 45 | 43.86% 50 | 11.40% 13 | 0.88% 1 | 0.88% 1 | 3.51% 4 | 114 | 4.25 |
| MDCC does not discriminate. | 47.37% 54 | 28.95% 33 | 14.04% 16 | 5.26% 6 | 1.75% 2 | 2.63% 3 | 114 | 4.18 |
| I feel safe at MDCC. | 40.35% 46 | 35.96% 41 | 14.04% 16 | 4.39% 5 | 2.63% 3 | 2.63% 3 | 114 | 4.10 |
| I follow our social media. | 38.60% 44 | 32.46% 37 | 6.14% 7 | 8.77% 10 | 3.51% 4 | 10.53% 12 | 114 | 4.05 |
| I would recommend MDCC. | 43.86% 50 | 31.58% 36 | 12.28% 14 | 5.26% 6 | 3.51% 4 | 3.51% 4 | 114 | 4.11 |

Q24 Anything else you'd like us to know?

Answered: 28 Skipped: 101

These FERPA-protected responses are on file in the Office of Institutional Effectiveness.